



Aythya fuligula

Annex I	No
International action plan	No

Tufted Duck, *Aythya fuligula*, is a species of diving duck found in wetland, unvegetated or sparsely vegetated land, river and lake, marine inlet and transitional water and coastal ecosystems. It is a widespread breeder across much of Europe with patchy distribution in the southern parts. The species breeds in lowland regions and shows a preference for eutrophic waters with open water, islands for breeding and abundant marginal and emergent vegetation. It is common on large, freshwater lakes, ponds, reservoirs, gravel-pits and quiet stretches of wide slow-flowing rivers during this season. During the winter the species frequents large freshwater lakes, reservoirs and sheltered coastal locations such as brackish inland seas brackish lagoons, tidal bays and estuaries (European Red List 2015).

Aythya fuligula has a breeding population size of 181000-293000 pairs and a breeding range size of 1650000 square kilometres in the EU27. The breeding population trend in the EU27 is Decreasing in the short term and Decreasing in the long term. *Aythya fuligula* has a winter population size of 1030000-1410000 individuals in the EU27. The winter population trend in the EU27 is Decreasing in the short term and Stable in the long term.


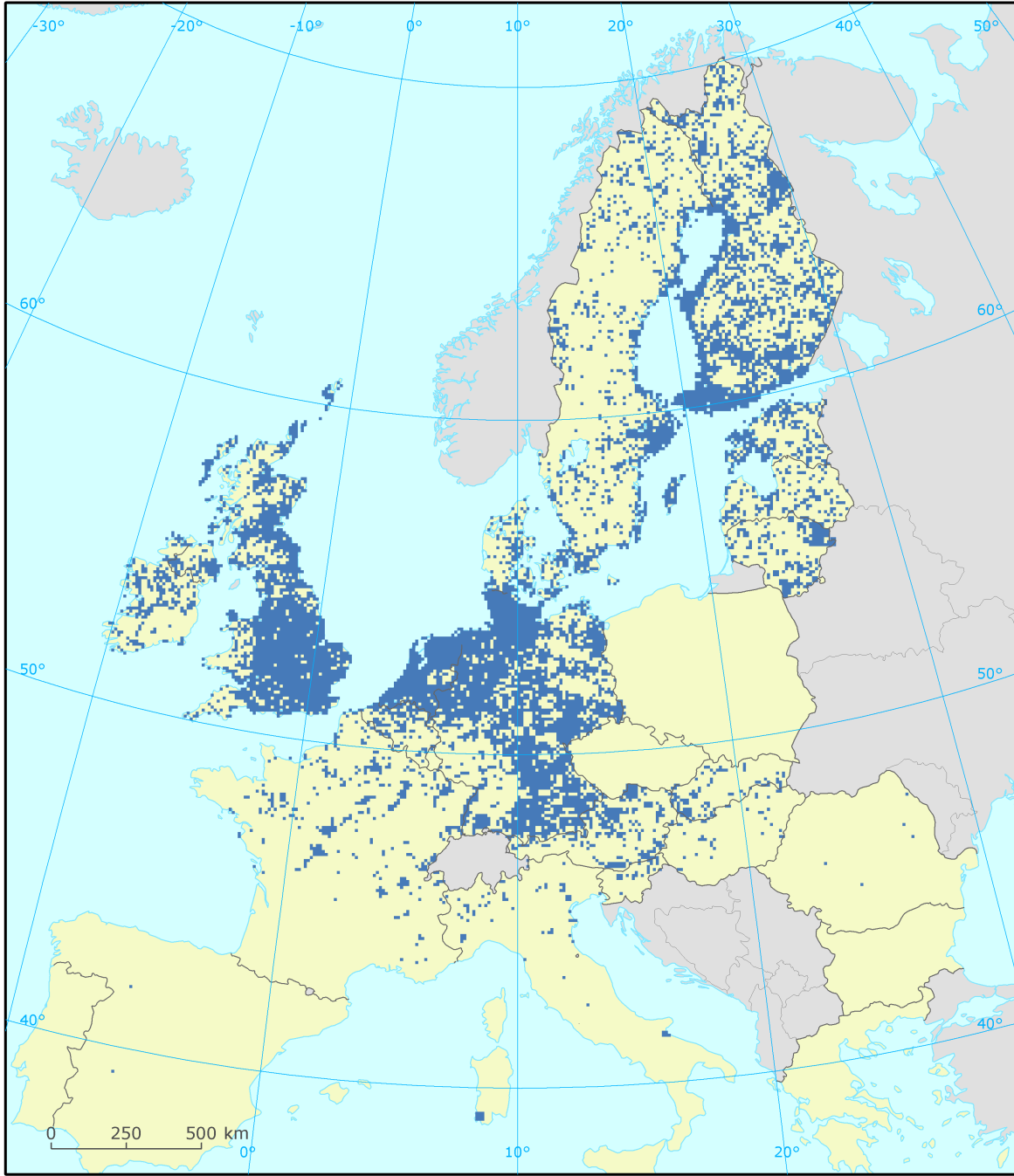
The EU population status of *Aythya fuligula* was assessed as Secure, because the species does not meet any of the IUCN Red List criteria for threatened or Near Threatened, or the criteria for Depleted or Declining (the EU27 population or range has not declined by 20% or more since 1980).

Assessment of status at the European level

Breeding population size	Breeding population trend		Range area	Breeding range trend		Winter population size	Winter population trend		Population status
	Short term	Long term		Short term	Long term		Short term	Long term	
181000 - 293000 p	-	-	1650000			1030000 - 1410000 i	-	0	Secure

See the endnotes for more informationⁱ

Aythya fuligula
Report under the Article 12 of the Birds Directive



Trends at the Member State level

MS/Ter.	% in EU27	Breeding population size	Breeding population trend		Range area	Breeding range trend		Winter population size	Winter population trend	
			Short term	Long term		Short term	Long term		Short term	Long term
AT	2.6	700 - 1000 p	0	+	65963	0	0	11000 - 17000 i	-	0
BE	1.2	1900 - 2700 p	0	+	12786	-	+	14837 - 18272 i	x	0
BG								1000 - 16000 i	-	-
CY								2 - 20 i	-	-
CZ										
DE	25.7	20000 - 30000 p	+	+	292843	0	0	325000 - 325000 i	-	0
DK	2.0	900 - 900 p	0	+	38652	-	+	162000 - 162000 i	+	0
EE	2.7	3000 - 5000 p	-	-	30400	-	-	300 - 3000 i	+	+
ES		2 - 2 p	0	0	200	0	0	1373 - 2241 i	-	-
FI	18.4	40000 - 60000 p	-	-	370100	x	-	7300 - 43000 i	+	+
FR	4.1	1000 - 2000 p	+	+	109200	+	+	28738 - 35000 i	F	F
GR										
HU	0.5	70 - 100 p	0	+	3911	0	+	8000 - 12000 i	F	-
IE	2.3	606 - 808 p	0	x	36400	0	-	20980 - 20980 i	+	x
IT	0.8	50 - 70 p	+	+	16000	+	+	7640 - 8064 i	+	F
LT	2.3	2000 - 3000 p	+	+	57700	0	0			
LU		5 - 7 p	0	+	159	0	+	167 - 202 i	0	+
LV	1.6	800 - 1200 p	x	-	54259	x	0	10 - 600 i	0	+
NL	4.1	13846 - 23588 p	+	+	41837	0	0	149485 - 252739 i	-	-
PL		15000 - 25000 p	-	x		x	x	25000 - 50000 i	x	F
PT								179 - 179 i	F	-
RO	0.1	20 - 50 p	+	+	1800	x	x	15000 - 30000 i	F	x
SE	10.6	53000 - 93000 p	0	0	324100	0	x	110000 - 250000 i	0	+
SI	0.2	50 - 100 p	F	+	2602	0	+	1000 - 1500 i	-	-
SK	1.0	250 - 500 p	0	+	17699	0	+	25000 - 27000 i	+	+
UK	19.9	16000 - 19000 p	+	+	177800	+	+	120000 - 120000 i	-	+

See the endnotes for more informationⁱⁱ

Aythya fuligula

Report under the Article 12 of the Birds Directive

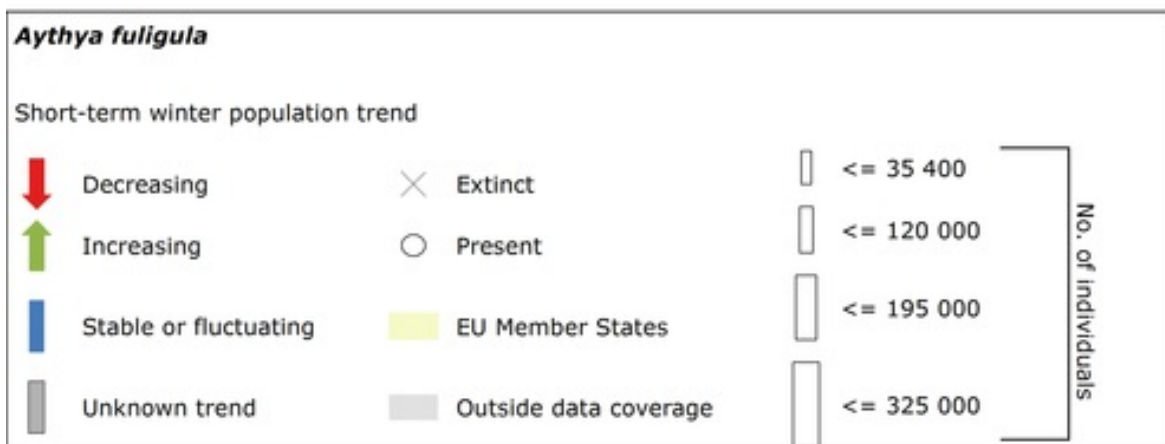
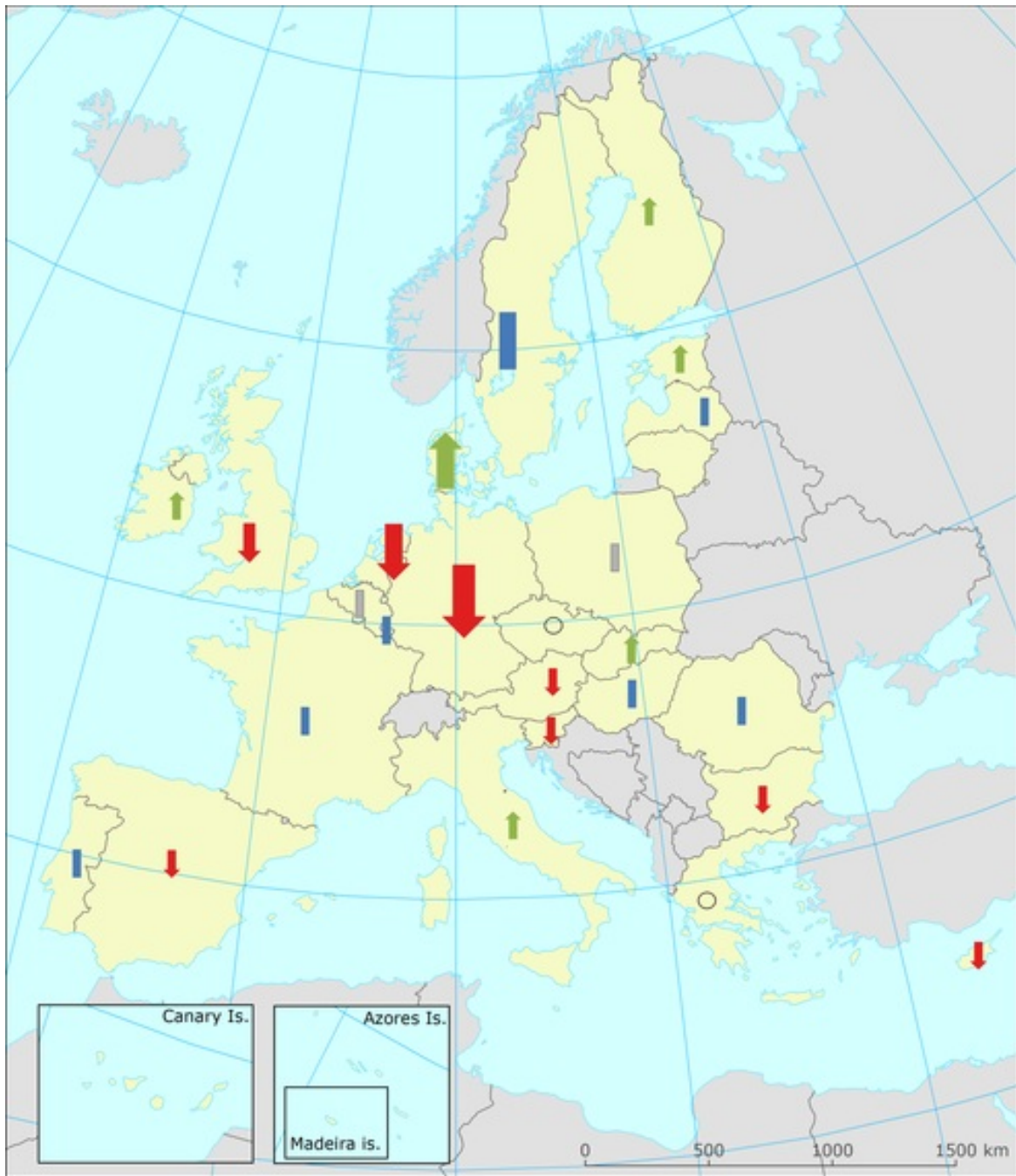


Aythya fuligula

Short-term breeding population trend



Aythya fuligula
 Report under the Article 12 of the Birds Directive



Main pressures and threats reported by Member States

For the bird species triggering SPA classification Member States were asked to report the 20 most important pressures and threats using an agreed hierarchical list which can be found on the Article 12 Reference Portal (http://bd.eionet.europa.eu/activities/Reporting/Article_12/reference_portal). Pressures are activities which are currently having an impact on the species and threats are activities expected to have an impact in the near future. The table below only contains information from Member States, where a species triggers SPA classification. Pressures and threats were ranked in three classes 'high, medium and low importance', the table below only shows pressures and threats classed as 'high', for some species there were less than ten pressures and threats reported as highly important.

Ten most frequently reported 'highly important' pressures and threats

Code	Activity	Frequency
J03	Other changes to ecosystems	20
M02	Biotic changes (climate change)	20
F01	Marine and freshwater aquaculture	10
F02	Fishing and harvesting aquatic resources	10
F03	Hunting and collection of terrestrial wild animals	10
I01	Invasive alien species	10
J02	Changes in water bodies conditions	10
M01	Abiotic changes (climate change)	10

Proportion of population covered by the Natura 2000 network

For the bird species triggering SPA classification Member States were asked to report the size of a species population occurring within the Natura 2000 network. The percentage of species population covered by the network was estimated by comparing the population size within the network and the total population size.

Percentage of coverage by Natura 2000 sites

MS/territory	season	SPA trigger	% coverage
AT	breeding	NO	
AT	winter	NO	
BE	breeding	NO	
BE	winter	YES	15.9
BG	winter	YES	93.54
CY	winter	NO	
DE	breeding	NO	
DE	winter	YES	70
DK	breeding	NO	
DK	winter	YES	52.78
EE	breeding	NO	

MS/territory	season	SPA trigger	% coverage
EE	winter	YES	70.71
ES	breeding	NO	
ES	winter	YES	35.06
FI	breeding	NO	
FI	winter	NO	
FR	breeding	NO	
FR	winter	YES	22.79
HU	breeding	NO	
HU	winter	YES	57.74
IE	breeding	NO	
IE	winter	YES	74.07
IT	breeding	NO	
IT	winter	NO	
LT	breeding	NO	
LU	breeding	YES	100
LU	winter	YES	44.08
LV	breeding	NO	
LV	winter	NO	
NL	breeding	NO	
NL	winter	YES	43.81
PL	breeding	YES	19.78
PL	winter	YES	77.77
PT	winter	NO	
RO	breeding	NO	
RO	winter	YES	98.32
SE	breeding	NO	
SE	winter	YES	13.16
SI	breeding	NO	
SI	winter	YES	63.25
SK	breeding	NO	
SK	winter	YES	86.07
UK	breeding	NO	
UK	winter	YES	10.95

See the endnotes for more informationⁱⁱⁱ

Most frequently reported conservation measures

For the bird species triggering SPA classification Member States were asked to report up to 20 conservation measures being implemented for this species using an agreed list which can be

found on the Article 12 Reference Portal. Member States were further requested to highlight up to five most important ('highly important') measures; the table below only shows measures classed as 'high', for many species there were less than ten measures reported as highly important.

Ten most frequently reported 'highly important' conservation measures

Code	Measure	Frequency
6.1	Establish protected areas/sites	34
6.3	Legal protection of habitats and species	23
7.1	Regulation/ Management of hunting and taking	23
4.0	Other wetland-related measures	6
4.2	Restoring/improving the hydrological regime	6
4.1	Restoring/improving water quality	3
7.3	Regulation/ Management of fishery in marine and brackish systems	3
9.1	Regulating/Management exploitation of natural resources on land	3

This information is derived from the Member State national reports submitted to the European Commission under Article 12 of the Birds Directive in 2013 and covering the period 2008-2012. More detailed information, including the MS reports, is available at:

<http://bd.eionet.europa.eu/article12/summary?period=1&subject=A061> .

ⁱ **Assessment of status at the European level:** The EU assessments of birds population status was made by the European Red List of Birds Consortium (under contract with the European Commission)

The EU27 population trends were assessed using these categories: '+' Increasing, '0' Stable, 'F' Fluctuating, '-' Decreasing, 'xu' Uncertain and 'x' Unknown. The breeding population size is estimated in majority of the cases as 'p' number of pairs. Alternative population units used are: 'males' number of males, 'i' number of individuals, 'cmales' number of calling males and 'bfem' number of breeding females. The winter population size is estimated as number of individuals.

ⁱⁱ **Species trends at the Member State level:** The percentage of the EU27 species population occurring in the Member States (% in EU27) is calculated based on the population size reported by the Member States.

ⁱⁱⁱ **Percentage of coverage by Natura 2000 sites:** In some cases the population size within the Natura 2000 network has been estimated using a different methodology to the estimate of overall population size and this can lead to percentage covers greater than 100%. In such case the value has been given as 100% and highlighted with an asterisk (*). The value 'x' indicates that the Member State has not reported the species population and/or the coverage by Natura 2000. No information is available for Greece and for non-Annex I species in the Czech Republic.