



Circus cyaneus

| | |
|----------------------------------|-----|
| Annex I | Yes |
| International action plan | No |

Hen Harrier, *Circus cyaneus*, is a species of day-flying bird of prey found in grassland, heathland and shrub and wetland ecosystems.

Circus cyaneus has a breeding population size of 9200-13300 breeding females and a breeding range size of 830000 square kilometres in the EU27. The breeding population trend in the EU27 is Decreasing in the short term and Increasing in the long term.


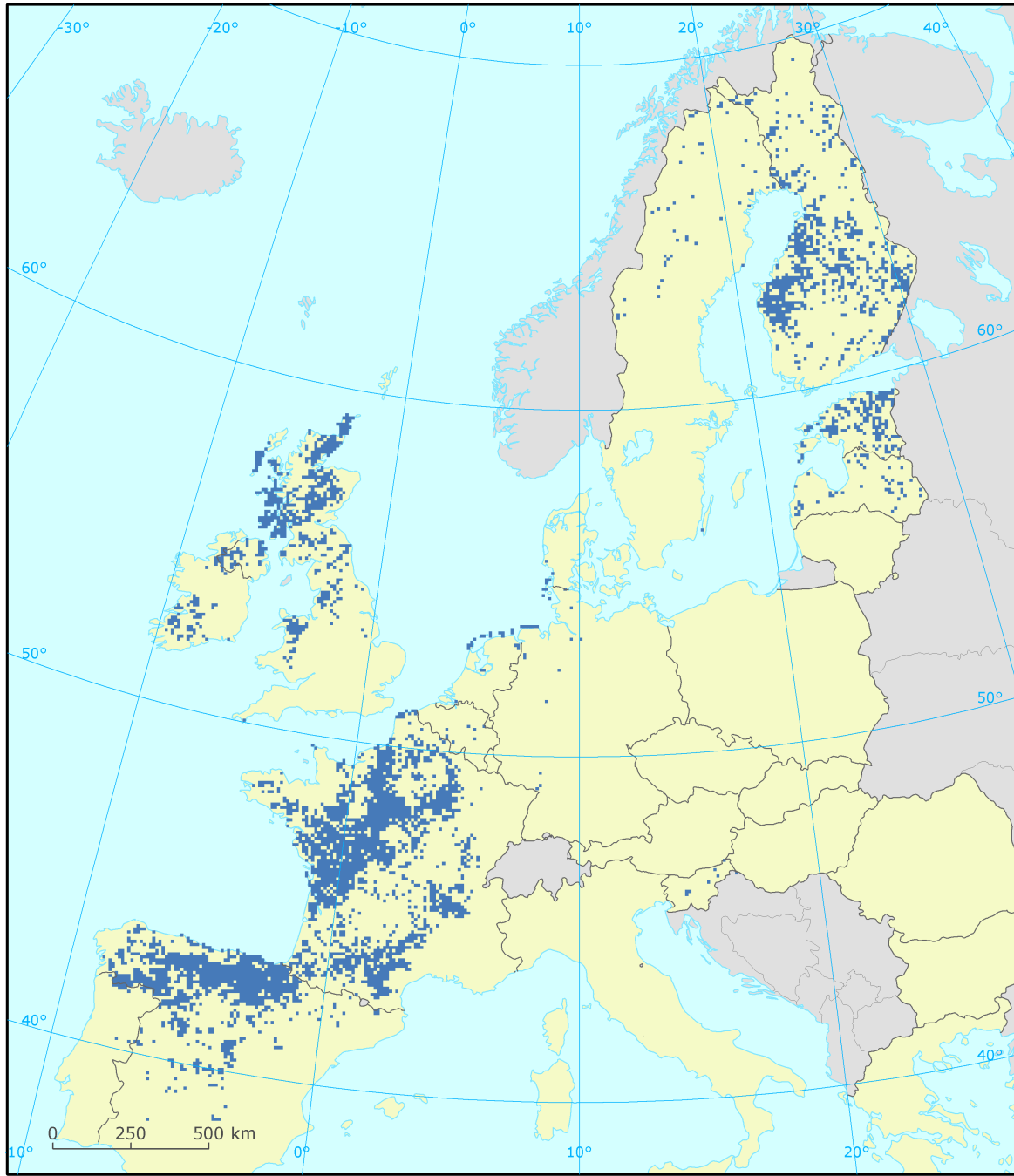
The EU population status of *Circus cyaneus* was assessed as Secure, because the species does not meet any of the IUCN Red List criteria for threatened or Near Threatened, or the criteria for Depleted or Declining (the EU27 population or range has not declined by 20% or more since 1980).

Assessment of status at the European level

| Breeding population size | Breeding population trend | | Range area | Breeding range trend | | Winter population size | Winter population trend | | Population status |
|--------------------------|---------------------------|-----------|------------|----------------------|-----------|------------------------|-------------------------|-----------|-------------------|
| | Short term | Long term | | Short term | Long term | | Short term | Long term | |
| 9200 - 13300 bfemales | - | + | 830000 | | | | | | Secure |

See the endnotes for more informationⁱ

Circus cyaneus
Report under the Article 12 of the Birds Directive



Circus cyaneus
Report under the Article 12 of the Birds Directive

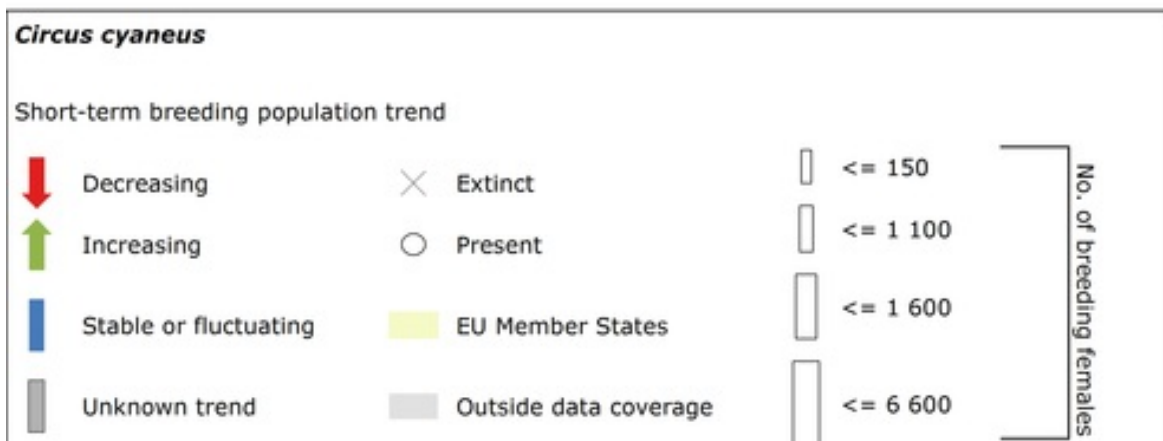
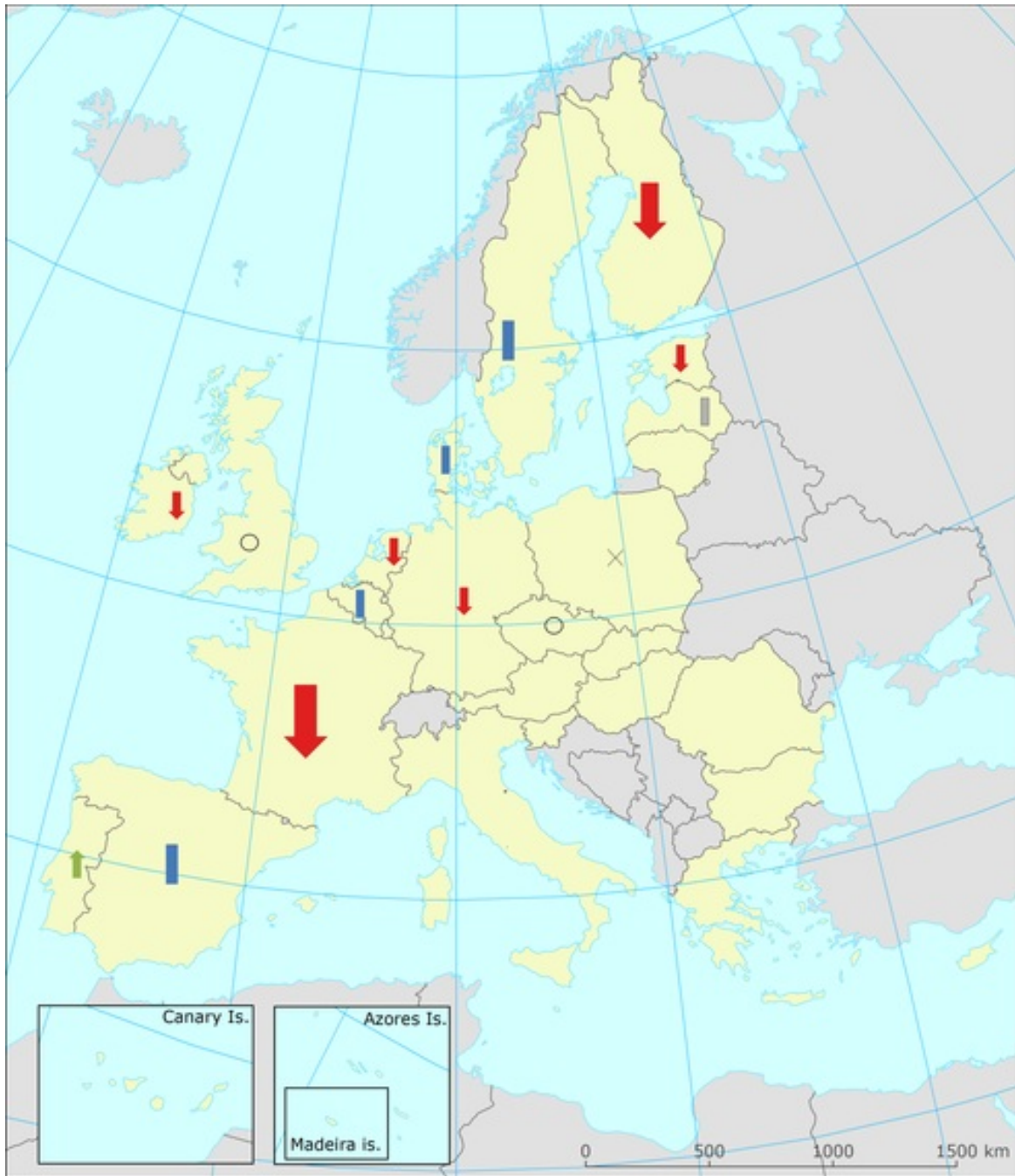
Trends at the Member State level

| MS/Ter. | % in EU27 | Breeding population size | Breeding population trend | | Range area | Breeding range trend | | Winter population size | Winter population trend | |
|---------|-----------|--------------------------|---------------------------|-----------|------------|----------------------|-----------|------------------------|-------------------------|-----------|
| | | | Short term | Long term | | Short term | Long term | | Short term | Long term |
| AT | | | | | | | | 200 - 1000 i | F | x |
| BE | 0.2 | 1 - 4 bfemales | 0 | 0 | 957 | 0 | x | 150 - 700 i | x | x |
| BG | | | | | | | | 250 - 400 i | 0 | + |
| CZ | | | | | | | | | F | F |
| DE | 0.6 | 40 - 60 bfemales | - | + | 1520 | 0 | - | | | |
| DK | 0.1 | 0 - 0 bfemales | 0 | 0 | 0 | - | | | | |
| EE | 3.8 | 100 - 200 bfemales | - | - | 34100 | - | - | | | |
| ES | 21.1 | 912 - 1292 bfemales | 0 | 0 | 176677 | 0 | 0 | 412 - 412 i | + | x |
| FI | 16.1 | 1500 - 1600 bfemales | - | - | 193200 | x | - | | | |
| FR | 40.4 | 5300 - 8000 bfemales | - | + | 320400 | 0 | - | | | |
| HU | | | | | | | | 600 - 1200 i | F | x |
| IE | 1.7 | 128 - 172 bfemales | - | - | 11600 | - | - | 269 - 349 i | - | x |
| LU | | | | | | | | 10 - 20 i | F | x |
| LV | 1.2 | 0 - 5 bfemales | x | - | 18598 | x | 0 | | | |
| NL | 0.4 | 20 - 34 bfemales | - | - | 3500 | - | - | | | |
| PL | | 0 - 0 bfemales | x | - | | x | x | | | |
| PT | 0.4 | 10 - 50 bfemales | + | + | 4400 | x | 0 | | | |
| RO | | | | | | | | 2000 - 6000 i | x | x |
| SE | 1.2 | 700 - 1000 bfemales | 0 | - | 14000 | 0 | x | | | |
| SI | 0.2 | | | | | | | 50 - 150 i | x | x |
| UK | 12.6 | 550 - 740 p | + | 0 | 51500 | 0 | + | 1650 - 2220 i | x | x |

See the endnotes for more informationⁱⁱ

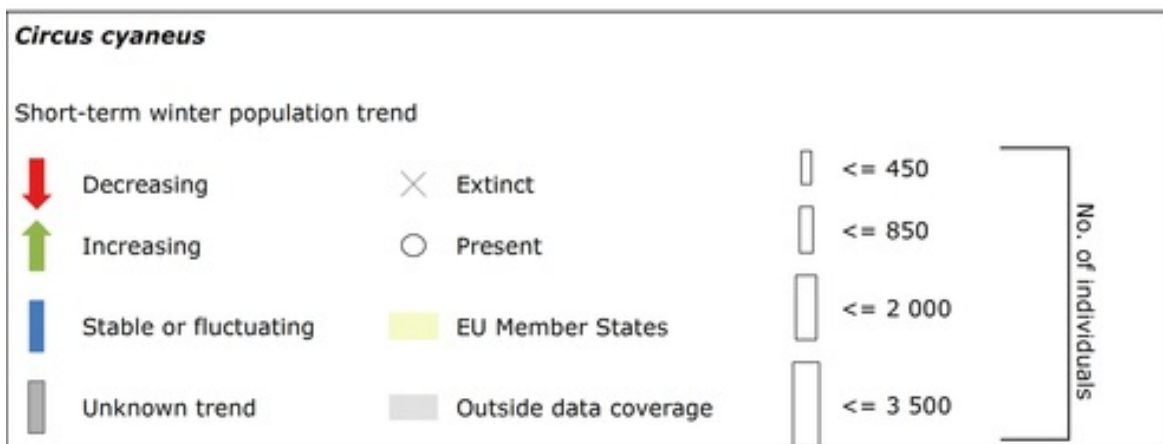
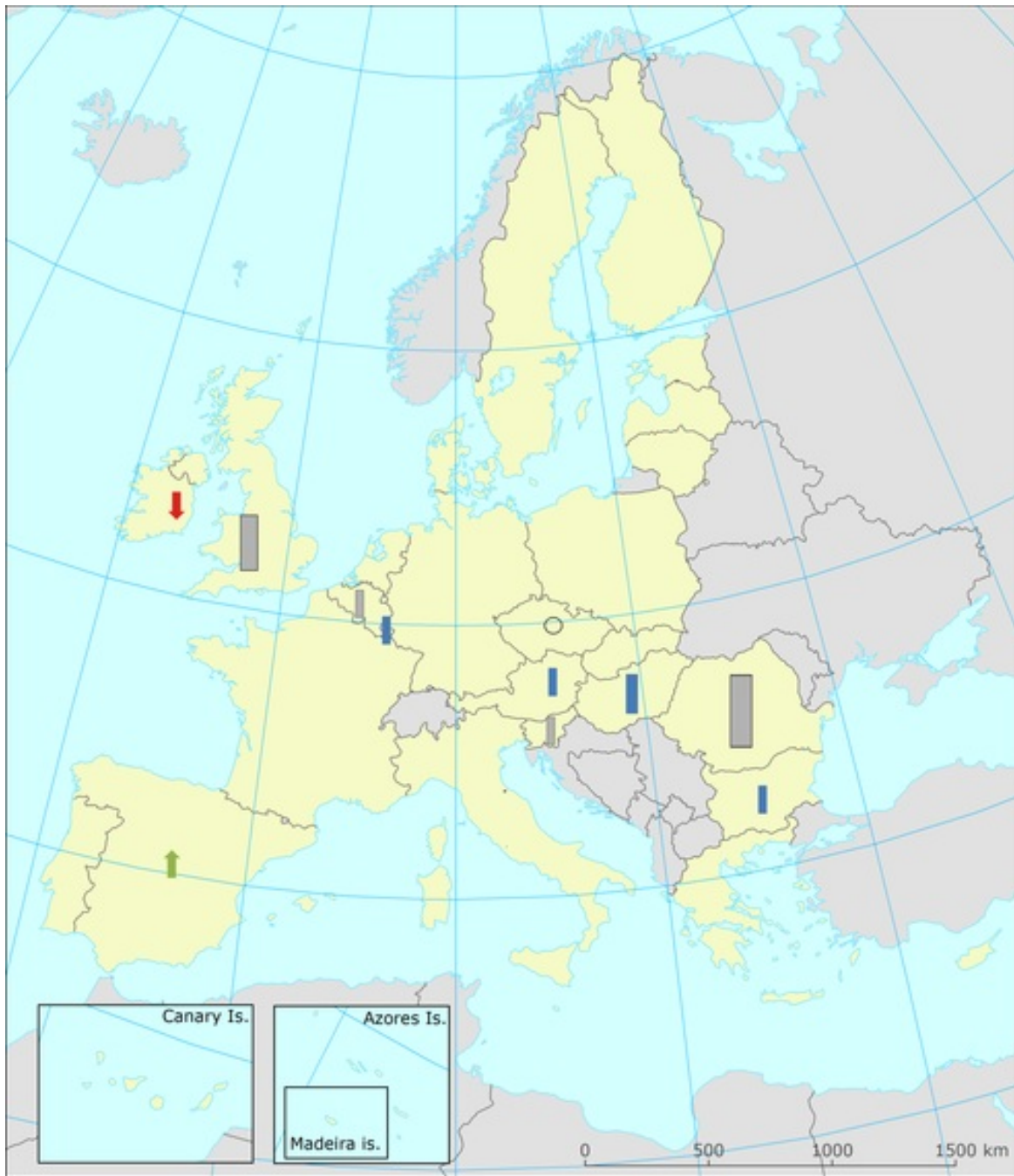
Circus cyaneus

Report under the Article 12 of the Birds Directive



Circus cyaneus

Report under the Article 12 of the Birds Directive



Main pressures and threats reported by Member States

For the bird species triggering SPA classification Member States were asked to report the 20 most important pressures and threats using an agreed hierarchical list which can be found on the Article 12 Reference Portal (http://bd.eionet.europa.eu/activities/Reporting/Article_12/reference_portal). Pressures are activities which are currently having an impact on the species and threats are activities expected to have an impact in the near future. The table below only contains information from Member States, where a species triggers SPA classification. Pressures and threats were ranked in three classes 'high, medium and low importance', the table below only shows pressures and threats classed as 'high', for some species there were less than ten pressures and threats reported as highly important.

Ten most frequently reported 'highly important' pressures and threats

| Code | Activity | Frequency |
|------|--|-----------|
| A02 | Modification of cultivation practices | 19 |
| J03 | Other changes to ecosystems | 14 |
| C03 | Production of renewable energy (abiotic) | 11 |
| F03 | Hunting and collection of terrestrial wild animals | 8 |
| A04 | Grazing by livestock | 5 |
| A07 | Use of 'pesticides' in agriculture | 5 |
| B01 | Afforestation | 5 |
| D02 | Utility and service lines/pipelines | 5 |
| J02 | Changes in water bodies conditions | 5 |
| K03 | Interspecific faunal relations | 5 |

Proportion of population covered by the Natura 2000 network

For the bird species triggering SPA classification Member States were asked to report the size of a species population occurring within the Natura 2000 network. The percentage of species population covered by the network was estimated by comparing the population size within the network and the total population size.

Percentage of coverage by Natura 2000 sites

| MS/territory | season | SPA trigger | % coverage |
|--------------|----------|-------------|------------|
| AT | winter | YES | 27.39 |
| BE | breeding | NO | |
| BE | winter | NO | |
| BG | winter | YES | 21.45 |
| CZ | winter | YES | x |
| DE | breeding | YES | 95.37 |
| DK | breeding | NO | |
| EE | breeding | YES | 20 |
| ES | breeding | YES | 5.53 |

| MS/territory | season | SPA trigger | % coverage |
|---------------------|---------------|--------------------|-------------------|
| ES | winter | YES | 100 |
| FI | breeding | YES | 8.29 |
| FR | breeding | YES | 10.86 |
| HU | winter | YES | 83.33 |
| IE | breeding | YES | x |
| IE | winter | YES | 26.64 |
| LU | winter | YES | 50 |
| LV | breeding | YES | x |
| NL | breeding | YES | 83.67 |
| PL | breeding | NO | |
| PT | breeding | YES | 63.25 |
| RO | winter | YES | 33.17 |
| SE | breeding | YES | 10.14 |
| SI | winter | YES | 100 |
| UK | breeding | YES | 31.82 |
| UK | winter | YES | 12.49 |

See the endnotes for more informationⁱⁱⁱ

Most frequently reported conservation measures

For the bird species triggering SPA classification Member States were asked to report up to 20 conservation measures being implemented for this species using an agreed list which can be found on the Article 12 Reference Portal. Member States were further requested to highlight up to five most important ('highly important') measures; the table below only shows measures classed as 'high', for many species there were less than ten measures reported as highly important.

Ten most frequently reported 'highly important' conservation measures

| Code | Measure | Frequency |
|-------------|--|------------------|
| 6.1 | Establish protected areas/sites | 28 |
| 6.3 | Legal protection of habitats and species | 28 |
| 2.1 | Maintaining grasslands and other open habitats | 14 |
| 7.4 | Specific single species or species group management measures | 12 |
| 2.0 | Other agriculture-related measures | 5 |
| 2.2 | Adapting crop production | 5 |
| 6.4 | Manage landscape features | 5 |
| 3.2 | Adapt forest management | 2 |
| 4.0 | Other wetland-related measures | 2 |

This information is derived from the Member State national reports submitted to the European Commission under Article 12 of the Birds Directive in 2013 and covering the period 2008-2012.

Circus cyaneus

Report under the Article 12 of the Birds Directive

More detailed information, including the MS reports, is available at:
<http://bd.eionet.europa.eu/article12/summary?period=1&subject=A082> .

ⁱ **Assessment of status at the European level:** The EU assessments of birds population status was made by the European Red List of Birds Consortium (under contract with the European Commission)

The EU27 population trends were assessed using these categories: '+' Increasing, '0' Stable, 'F' Fluctuating, '-' Decreasing, 'xu' Uncertain and 'x' Unknown. The breeding population size is estimated in majority of the cases as 'p' number of pairs. Alternative population units used are: 'males' number of males, 'i' number of individuals, 'cmales' number of calling males and 'bfem' number of breeding females. The winter population size is estimated as number of individuals.

ⁱⁱ **Species trends at the Member State level:** The percentage of the EU27 species population occurring in the Member States (% in EU27) is calculated based on the population size reported by the Member States.

ⁱⁱⁱ **Percentage of coverage by Natura 2000 sites:** In some cases the population size within the Natura 2000 network has been estimated using a different methodology to the estimate of overall population size and this can lead to percentage covers greater than 100%. In such case the value has been given as 100% and highlighted with an asterisk (*). The value 'x' indicates that the Member State has not reported the species population and/or the coverage by Natura 2000. No information is available for Greece and for non-Annex I species in the Czech Republic.