



Crex crex

Europe & Western Asia/Sub-Saharan Africa

Annex I	Yes
International action plan	SAP

Corncrake, *Crex crex*, is a species of rail found in cropland, grassland and wetland ecosystems.

Crex crex has a breeding population size of 171000-378000 calling males and a breeding range size of 1420000 square kilometres in the EU27. The breeding population trend in the EU27 is Stable in the short term and Increasing in the long term.

The EU population status of *Crex crex* was assessed as Secure, because the species does not meet any of the IUCN Red List criteria for threatened or Near Threatened, or the criteria for Depleted or Declining (the EU27 population or range has not declined by 20% or more since 1980).


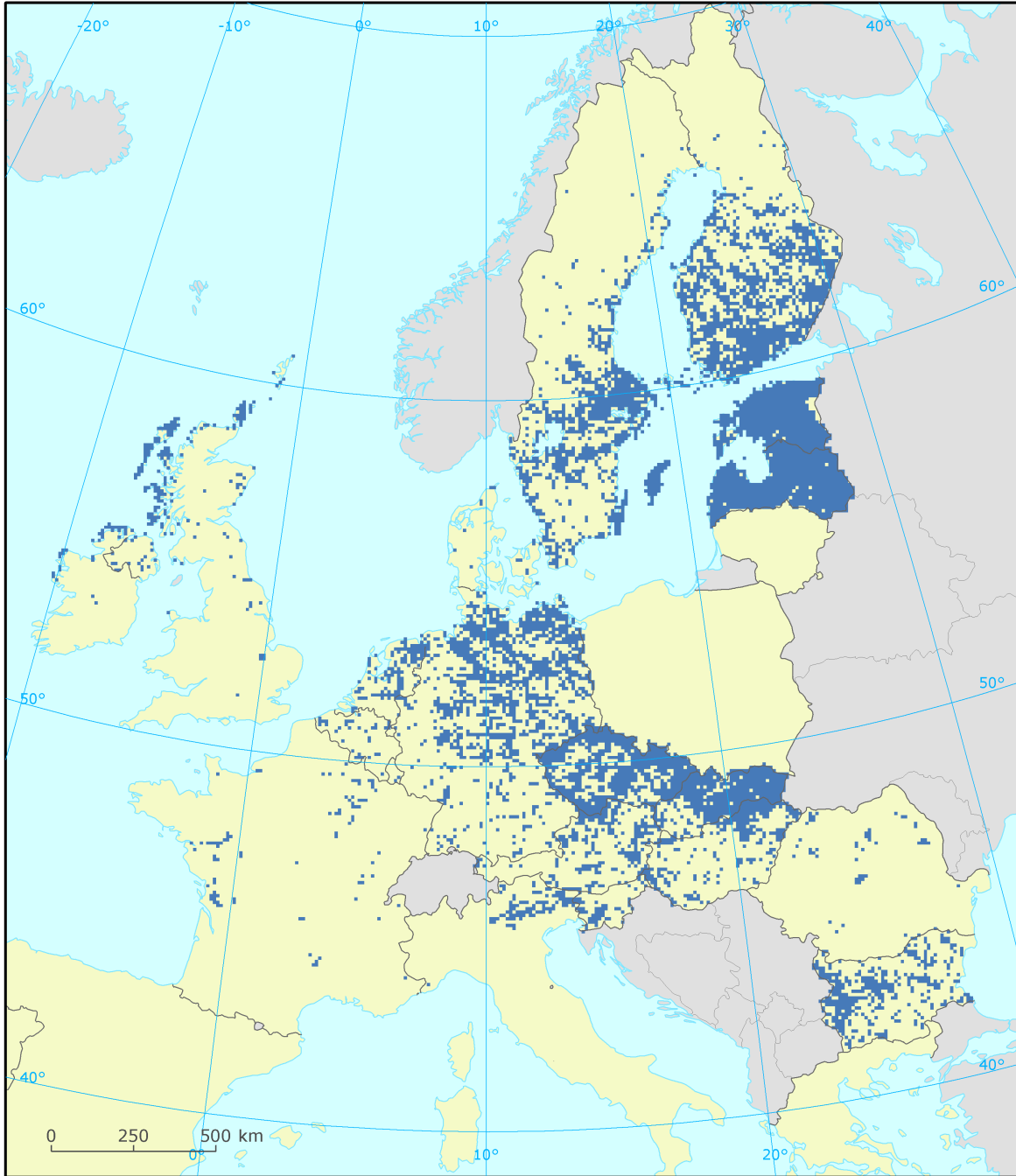
Crex crex [Europe & Western Asia/Sub-Saharan Africa]
Report under the Article 12 of the Birds Directive

Assessment of status at the European level

Breeding population size	Breeding population trend		Range area	Breeding range trend		Winter population size	Winter population trend		Population status
	Short term	Long term		Short term	Long term		Short term	Long term	
171000 - 378000 cmales	0	+	1420000						Secure

See the endnotes for more informationⁱ

Crex crex [Europe & Western Asia/Sub-Saharan Africa]
Report under the Article 12 of the Birds Directive



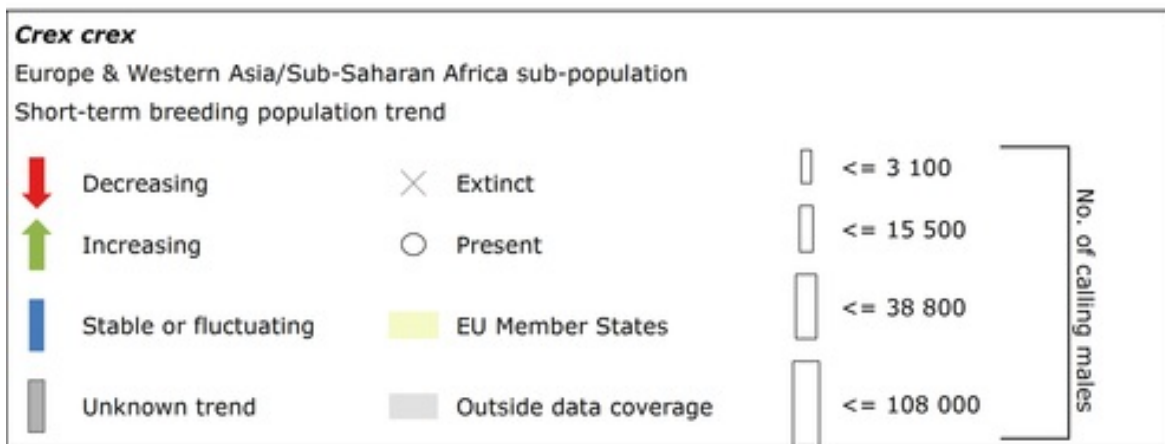
Crex crex [Europe & Western Asia/Sub-Saharan Africa]
Report under the Article 12 of the Birds Directive

Trends at the Member State level

MS/Ter.	% in EU27	Breeding population size	Breeding population trend		Range area	Breeding range trend		Winter population size	Winter population trend	
			Short term	Long term		Short term	Long term		Short term	Long term
AT	3.1	200 - 500 cmales	F	x	66764	0	0			
BE	0.5	2 - 18 cmales	0	0	3589	+	+			
BG	4.8	2000 - 4500 cmales	-	-	102000	-	-			
CZ	7.9	1500 - 1700 cmales	+	+	85793	0	+			
DE	15.2	2300 - 4100 cmales	F	0	187933	0	0			
DK	0.2	100 - 200 cmales	F	+	13400	F	0			
EE	6.7	30000 - 50000 cmales	-	0	51800	0	0			
FI	15.4	7000 - 12000 cmales	-	+	226800	x	+			
FR	1.2	295 - 551 cmales	-	-	23000	-	-			
HU	3.6	500 - 2000 cmales	F	F	36027	F	F			
IE	0.5	135 - 135 cmales	-	-	5500	0	-			
IT	1.2	160 - 200 cmales	-	-	20300	+	+			
LT	7.8	23000 - 30000 cmales	0	0	70400	0	0			
LU		0 - 10 cmales	F	-	74	F	F			
LV	9.1	61849 - 187719 cmales	+	+	64534	x	0			
NL	1.4	65 - 240 cmales	-	+	27737	0	+			
PL		30000 - 48000 cmales	0	x		x	x			
RO	0.7	8000 - 30000 cmales	x	x	159400	x	x			
SE	12.1	1300 - 2600 cmales	0	+	206600	0	x			
SI	0.7	250 - 350 cmales	-	-	5365	-	-			
SK	5.1	1400 - 1700 cmales	-	-	51194	-	-			
UK	2.7	1200 - 1200 cmales	+	+	20200	0	-			

See the endnotes for more informationⁱⁱ

Crex crex [Europe & Western Asia/Sub-Saharan Africa]
 Report under the Article 12 of the Birds Directive



Short-term winter population trend was not reported for this species.

Main pressures and threats reported by Member States

For the bird species triggering SPA classification Member States were asked to report the 20 most important pressures and threats using an agreed hierarchical list which can be found on the Article 12 Reference Portal (http://bd.eionet.europa.eu/activities/Reporting/Article_12/reference_portal). Pressures are activities which are currently having an impact on the species and threats are activities expected to have an impact in the near future. The table below only contains information from Member States, where a species triggers SPA classification. Pressures and threats were ranked in three classes 'high, medium and low importance', the table below only shows pressures and threats classed as 'high', for some species there were less than ten pressures and threats reported as highly important.

Ten most frequently reported 'highly important' pressures and threats

Code	Activity	Frequency
A02	Modification of cultivation practices	33
A03	Mowing or cutting grasslands	30
J02	Changes in water bodies conditions	7
A04	Grazing by livestock	6
K02	Vegetation succession/Biocenotic evolution	4
M01	Abiotic changes (climate change)	4
A06	Crops of annuals & perennials (non-timber)	2
A07	Use of 'pesticides' in agriculture	2
A08	Fertilisation in agriculture	2
A11	Other agriculture activities	2

Proportion of population covered by the Natura 2000 network

For the bird species triggering SPA classification Member States were asked to report the size of a species population occurring within the Natura 2000 network. The percentage of species population covered by the network was estimated by comparing the population size within the network and the total population size.

Percentage of coverage by Natura 2000 sites

MS/territory	season	SPA trigger	% coverage
AT	breeding	YES	72.46
BE	breeding	YES	70.71
BG	breeding	YES	57.74
CZ	breeding	YES	67.74
DE	breeding	YES	58.84

Crex crex [Europe & Western Asia/Sub-Saharan Africa]
Report under the Article 12 of the Birds Directive

MS/territory	season	SPA trigger	% coverage
DK	breeding	YES	8
EE	breeding	YES	3.16
FI	breeding	YES	0.53
FR	breeding	YES	81.25
HU	breeding	YES	51.85
IE	breeding	YES	53.33
IT	breeding	YES	62.75
LT	breeding	YES	4.01
LU	breeding	YES	54.77
LV	breeding	YES	2.55
NL	breeding	YES	50.8
PL	breeding	YES	43.65
RO	breeding	YES	18.97
SE	breeding	YES	5.47
SI	breeding	YES	88.8
SK	breeding	YES	79.39
UK	breeding	YES	29.17

See the endnotes for more informationⁱⁱⁱ

Most frequently reported conservation measures

For the bird species triggering SPA classification Member States were asked to report up to 20 conservation measures being implemented for this species using an agreed list which can be found on the Article 12 Reference Portal. Member States were further requested to highlight up to five most important ('highly important') measures; the table below only shows measures classed as 'high', for many species there were less than ten measures reported as highly important.

Ten most frequently reported 'highly important' conservation measures

Code	Measure	Frequency
2.1	Maintaining grasslands and other open habitats	27
6.1	Establish protected areas/sites	16
6.3	Legal protection of habitats and species	14
2.2	Adapting crop production	10
2.0	Other agriculture-related measures	8
4.2	Restoring/improving the hydrological regime	8
7.4	Specific single species or species group management measures	8
6.4	Manage landscape features	4
4.3	Managing water abstraction	2
7.1	Regulation/ Management of hunting and taking	2

This information is derived from the Member State national reports submitted to the European

Crex crex [Europe & Western Asia/Sub-Saharan Africa]
Report under the Article 12 of the Birds Directive

This information is derived from the member state national reports submitted to the European Commission under Article 12 of the Birds Directive in 2013 and covering the period 2008-2012. More detailed information, including the MS reports, is available at:
<http://bd.eionet.europa.eu/article12/summary?period=1&subject=A122> .

Crex crex [Europe & Western Asia/Sub-Saharan Africa]

Report under the Article 12 of the Birds Directive

ⁱ **Assessment of status at the European level:** The EU assessments of birds population status was made by the European Red List of Birds Consortium (under contract with the European Commission)

The EU27 population trends were assessed using these categories: '+' Increasing, '0' Stable, 'F' Fluctuating, '-' Decreasing, 'xu' Uncertain and 'x' Unknown. The breeding population size is estimated in majority of the cases as 'p' number of pairs. Alternative population units used are: 'males' number of males, 'i' number of individuals, 'cmales' number of calling males and 'bfem' number of breeding females. The winter population size is estimated as number of individuals.

ⁱⁱ **Species trends at the Member State level:** The percentage of the EU27 species population occurring in the Member States (% in EU27) is calculated based on the population size reported by the Member States.

ⁱⁱⁱ **Percentage of coverage by Natura 2000 sites:** In some cases the population size within the Natura 2000 network has been estimated using a different methodology to the estimate of overall population size and this can lead to percentage covers greater than 100%. In such case the value has been given as 100% and highlighted with an asterisk (*). The value 'x' indicates that the Member State has not reported the species population and/or the coverage by Natura 2000. No information is available for Greece and for non-Annex I species in the Czech Republic.