



Tadorna tadorna

Annex I	No
International action plan	No

Common Shelduck, *Tadorna tadorna*, is a species of shelduck found in wetland, unvegetated or sparsely vegetated land, river and lake and marine inlet and transitional water ecosystems.

Tadorna tadorna has a breeding population size of 40800-54000 pairs and a breeding range size of 549000 square kilometres in the EU27. The breeding population trend in the EU27 is Increasing in the short term and Stable in the long term. *Tadorna tadorna* has a winter population size of 328000-371000 individuals in the EU27. The winter population trend in the EU27 is Increasing in the short term and Increasing in the long term.


The EU population status of *Tadorna tadorna* was assessed as Secure, because the species does not meet any of the IUCN Red List criteria for threatened or Near Threatened, or the criteria for Depleted or Declining (the EU27 population or range has not declined by 20% or more since 1980).

Assessment of status at the European level

Breeding population size	Breeding population trend		Range area	Breeding range trend		Winter population size	Winter population trend		Population status
	Short term	Long term		Short term	Long term		Short term	Long term	
40800 - 54000 p	+	0	549000			328000 - 371000 i	+	+	Secure

See the endnotes for more informationⁱ

Tadorna tadorna
Report under the Article 12 of the Birds Directive



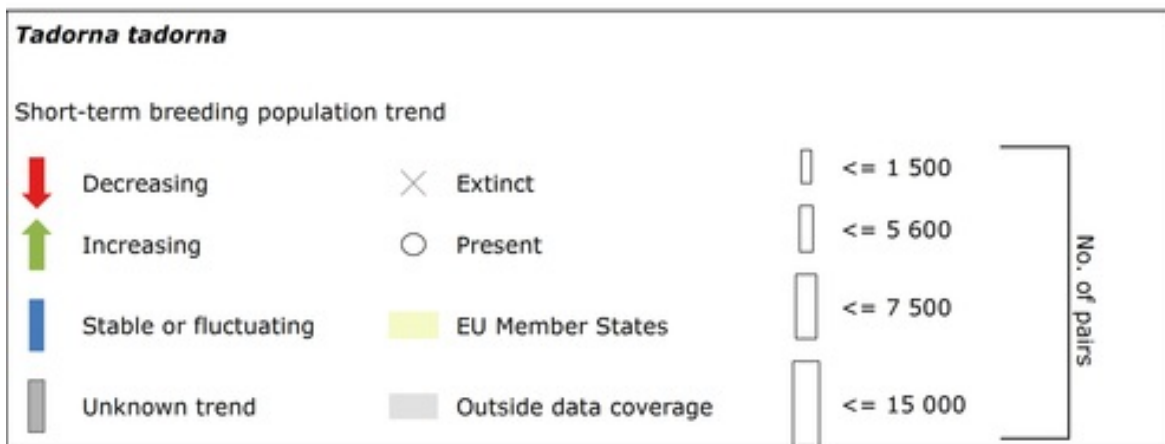
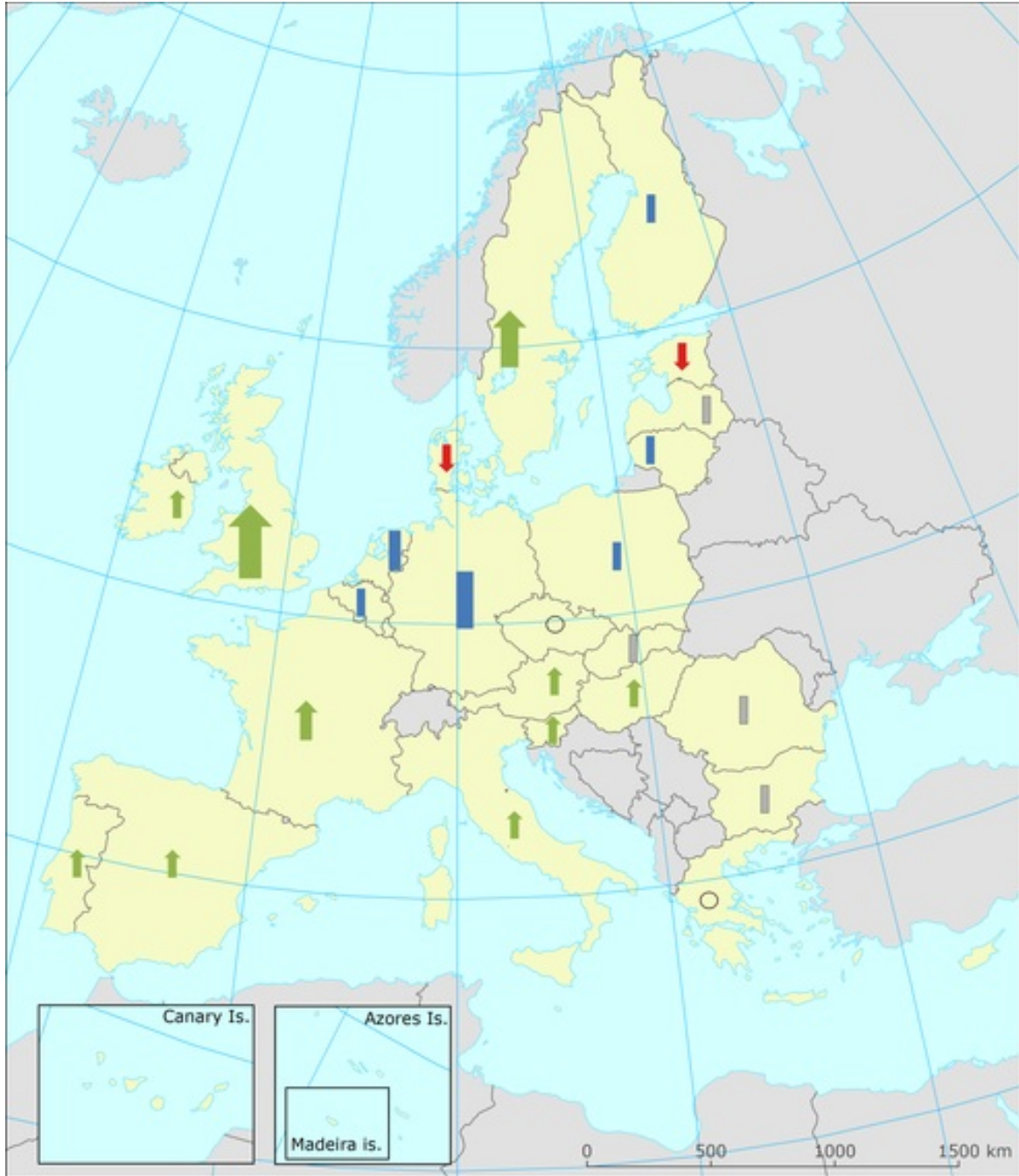
Tadorna tadorna
Report under the Article 12 of the Birds Directive

Trends at the Member State level

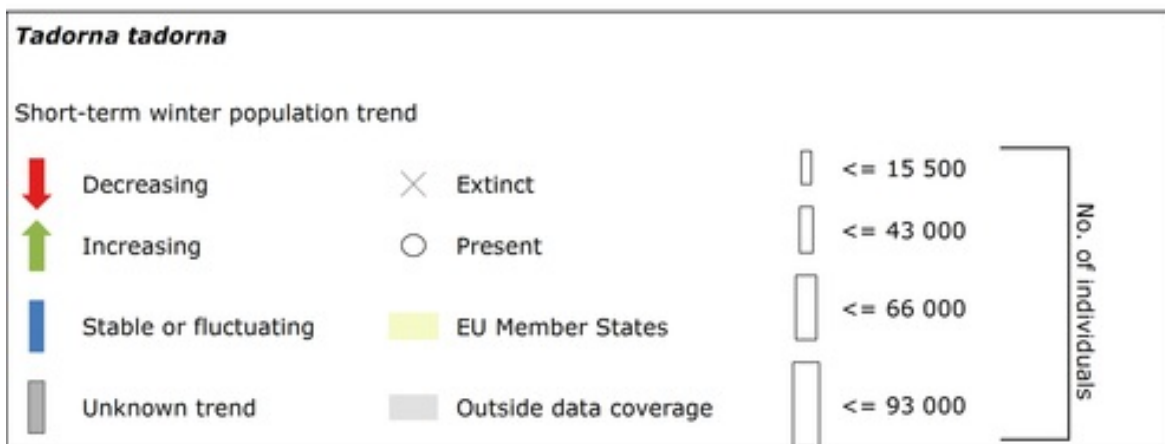
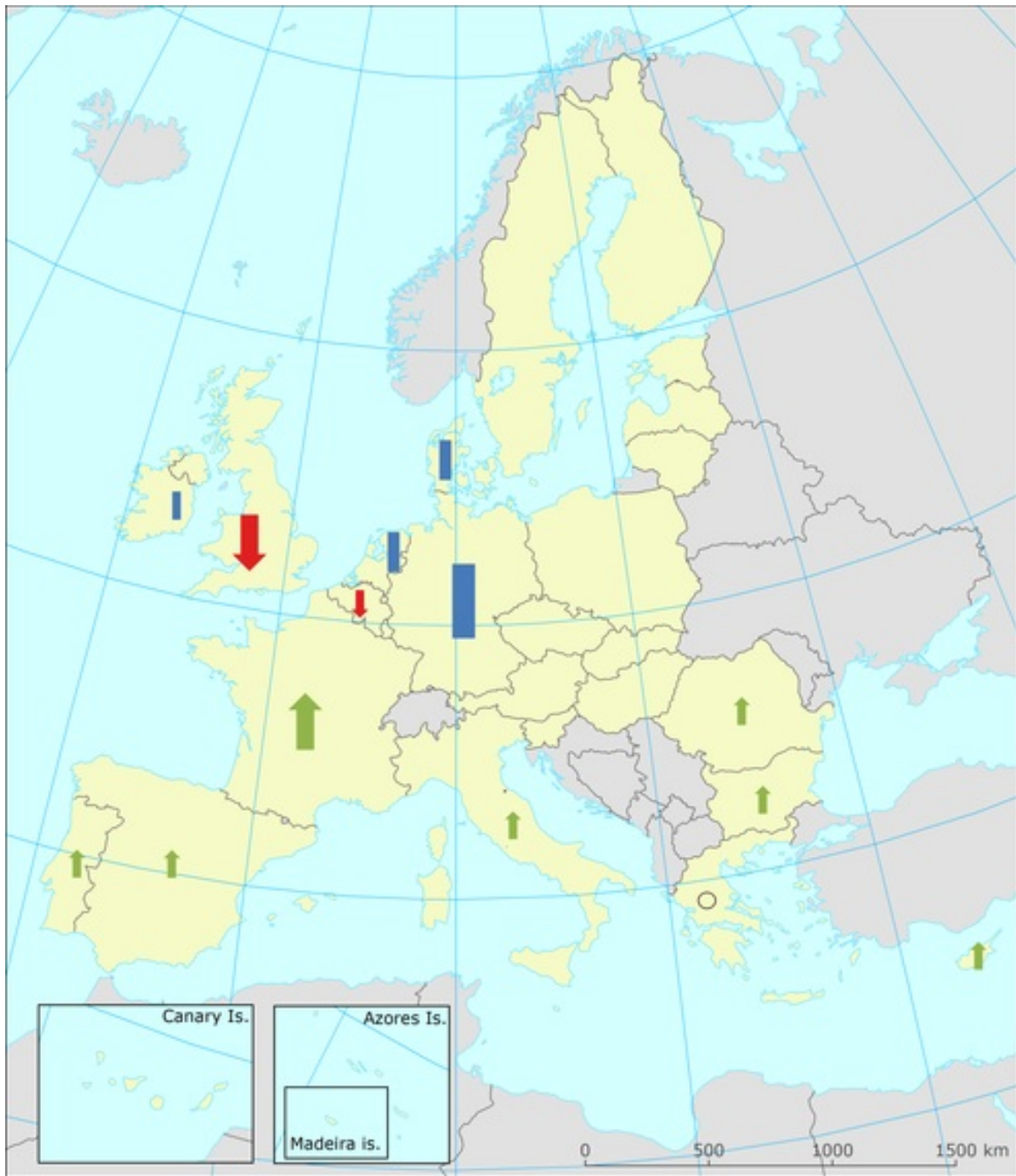
MS/Ter.	% in EU27	Breeding population size	Breeding population trend		Range area	Breeding range trend		Winter population size	Winter population trend	
			Short term	Long term		Short term	Long term		Short term	Long term
AT	0.2	25 - 35 p	+	+	700	0	+			
BE	2.4	750 - 1100 p	0	+	10733	-	+	4040 - 5407 i	-	-
BG	0.7	30 - 60 p	x	x	5600	0	0	1300 - 4600 i	+	F
CY								600 - 2200 i	+	-
CZ										
DE	14.1	6500 - 8000 p	0	0	62238	+	+	93000 - 93000 i	F	F
DK	8.5	1500 - 1500 p	-	-	42289	0	0	32400 - 32400 i	0	0
EE	3.9	400 - 800 p	-	-	21300	-	+			
ES	1.6	600 - 2250 p	+	+	10407	+	+	6636 - 7250 i	+	+
FI	2.6	250 - 400 p	0	+	27800	x	+			
FR	12.1	4000 - 4500 p	+	+	99200	+	+	63738 - 63738 i	+	+
GR										
HU	0.2	5 - 10 p	+	+	548	+	+			
IE	4.2	958 - 958 p	+	x	22200	+	+	7230 - 7230 i	F	0
IT	2.9	300 - 300 p	+	+	21100	+	+	11575 - 20689 i	+	+
LT	0.2	30 - 50 p	0	+	1500	0	0			
LV	0.6	56 - 87 p	x	+	1905	x	+			
NL	7.6	3757 - 8185 p	0	+	40162	0	+	36264 - 50907 i	0	0
PL		110 - 150 p	0	0		x	x			
PT	0.1	9 - 19 p	+		700	+		200 - 200 i	+	+
RO	0.3	300 - 600 p	x	0	11500	x	x	400 - 1500 i	+	x
SE	7.7	5900 - 9300 p	+	+	51500	0	x			
SI		3 - 8 p	+	+	71	+	+			
SK		0 - 2 p	x	x	100	x	x			
UK	30.1	15000 - 15000 p	+	-	117900	+	+	66000 - 66000 i	-	-

See the endnotes for more informationⁱⁱ

Tadorna tadorna
 Report under the Article 12 of the Birds Directive



Tadorna tadorna
 Report under the Article 12 of the Birds Directive



Main pressures and threats reported by Member States

For the bird species triggering SPA classification Member States were asked to report the 20 most important pressures and threats using an agreed hierarchical list which can be found on the Article 12 Reference Portal (http://bd.eionet.europa.eu/activities/Reporting/Article_12/reference_portal). Pressures are activities which are currently having an impact on the species and threats are activities expected to have an impact in the near future. The table below only contains information from Member States, where a species triggers SPA classification. Pressures and threats were ranked in three classes 'high, medium and low importance', the table below only shows pressures and threats classed as 'high', for some species there were less than ten pressures and threats reported as highly important.

Ten most frequently reported 'highly important' pressures and threats

Code	Activity	Frequency
E01	Urbanisation and human habitation	23
G01	Outdoor sports, leisure and recreational activities	15
J03	Other changes to ecosystems	15
C01	Mining and quarrying	8
E06	Other urban/industrial developments	8
F01	Marine and freshwater aquaculture	8
F03	Hunting and collection of terrestrial wild animals	8
H01	Pollution to surface waters	8
J02	Changes in water bodies conditions	8

Proportion of population covered by the Natura 2000 network

For the bird species triggering SPA classification Member States were asked to report the size of a species population occurring within the Natura 2000 network. The percentage of species population covered by the network was estimated by comparing the population size within the network and the total population size.

Percentage of coverage by Natura 2000 sites

MS/territory	season	SPA trigger	% coverage
AT	breeding	NO	
BE	breeding	NO	
BE	winter	YES	34.41
BG	breeding	YES	74.54
BG	winter	YES	100
CY	winter	YES	100
DE	breeding	NO	
DE	winter	YES	98
DK	breeding	NO	
DK	winter	YES	89.29

MS/territory	season	SPA trigger	% coverage
EE	breeding	NO	
ES	breeding	YES	6.02
ES	winter	YES	79.57
FI	breeding	YES	90
FR	breeding	NO	
FR	winter	YES	59.13
HU	breeding	NO	
IE	breeding	NO	
IE	winter	YES	95.48
IT	breeding	NO	
IT	winter	YES	91.39
LT	breeding	NO	
LV	breeding	YES	x
NL	breeding	NO	
NL	winter	YES	93.8
PL	breeding	YES	88.01
PT	breeding	NO	
PT	winter	NO	
RO	breeding	NO	
RO	winter	YES	96.61
SE	breeding	YES	33.51
SI	breeding	NO	
SK	breeding	NO	
UK	breeding	NO	
UK	winter	YES	70.24

See the endnotes for more informationⁱⁱⁱ

Most frequently reported conservation measures

For the bird species triggering SPA classification Member States were asked to report up to 20 conservation measures being implemented for this species using an agreed list which can be found on the Article 12 Reference Portal. Member States were further requested to highlight up to five most important ('highly important') measures; the table below only shows measures classed as 'high', for many species there were less than ten measures reported as highly important.

Ten most frequently reported 'highly important' conservation measures

Code	Measure	Frequency
6.1	Establish protected areas/sites	35
6.3	Legal protection of habitats and species	26
4.2	Restoring/improving the hydrological regime	12

Tadorna tadorna
Report under the Article 12 of the Birds Directive

Code	Measure	Frequency
7.1	Regulation/ Management of hunting and taking	6
2.0	Other agriculture-related measures	3
3.0	Other forestry-related measures	3
4.1	Restoring/improving water quality	3
4.3	Managing water abstraction	3
7.0	Other species management measures	3
7.4	Specific single species or species group management measures	3

This information is derived from the Member State national reports submitted to the European Commission under Article 12 of the Birds Directive in 2013 and covering the period 2008-2012. More detailed information, including the MS reports, is available at:
<http://bd.eionet.europa.eu/article12/summary?period=1&subject=A048> .

ⁱ **Assessment of status at the European level:** The EU assessments of birds population status was made by the European Red List of Birds Consortium (under contract with the European Commission)

The EU27 population trends were assessed using these categories: '+' Increasing, '0' Stable, 'F' Fluctuating, '-' Decreasing, 'xu' Uncertain and 'x' Unknown. The breeding population size is estimated in majority of the cases as 'p' number of pairs. Alternative population units used are: 'males' number of males, 'i' number of individuals, 'cmales' number of calling males and 'bfem' number of breeding females. The winter population size is estimated as number of individuals.

ⁱⁱ **Species trends at the Member State level:** The percentage of the EU27 species population occurring in the Member States (% in EU27) is calculated based on the population size reported by the Member States.

ⁱⁱⁱ **Percentage of coverage by Natura 2000 sites:** In some cases the population size within the Natura 2000 network has been estimated using a different methodology to the estimate of overall population size and this can lead to percentage covers greater than 100%. In such case the value has been given as 100% and highlighted with an asterisk (*). The value 'x' indicates that the Member State has not reported the species population and/or the coverage by Natura 2000. No information is available for Greece and for non-Annex I species in the Czech Republic.