

# Where Circular Economy and Climate meet: How further uptake of circular approaches can foster the fight against climate change

William Keeling, Ana Lima, Tobias Nielsen, Niklas Nierhoff | EEA-Eionet day, 1 March 2023



European Environment  
Information and  
Observation Network



European  
Environment  
Agency

1. Introduction
2. Country experiences
3. Discussion



European Environment  
Information and  
Observation Network



European  
Environment  
Agency

# 1. Introduction

Tobias Nielsen (EEA)




European Environment  
Information and  
Observation Network

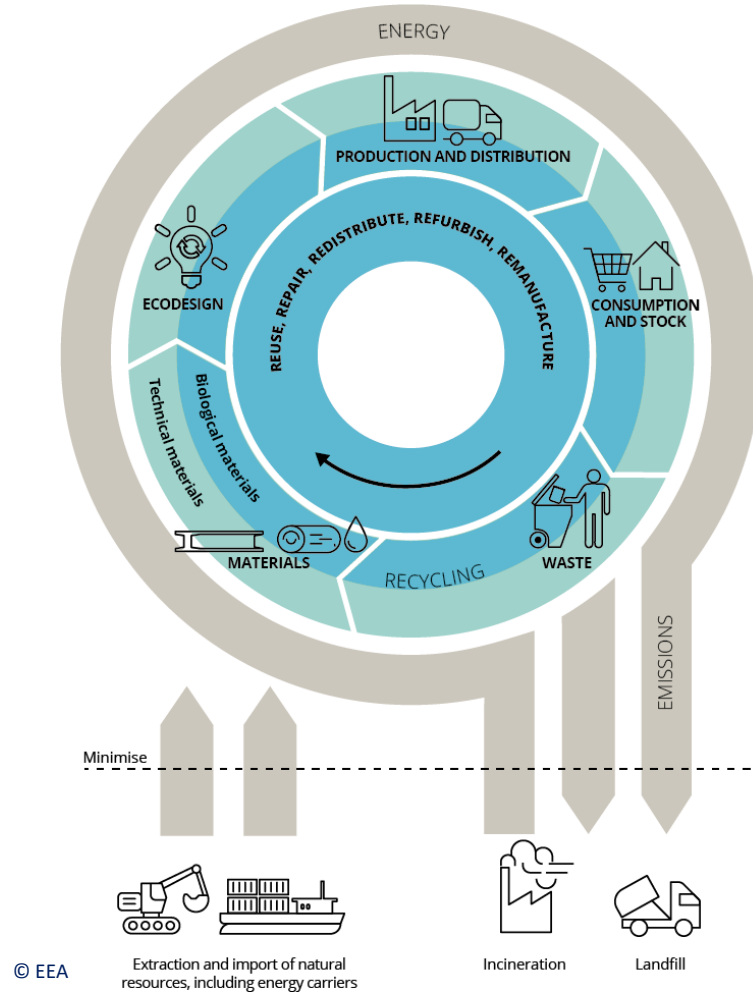


European  
Environment  
Agency

# The fight against climate change is (also) circular



© EEA image



© EEA

Extraction and import of natural resources, including energy carriers

Incineration

Landfill

*6.1. Circularity as a prerequisite for climate neutrality*  
*In order to achieve climate neutrality, the synergies between circularity and reduction of GHG emissions need to be stepped up.*

Source: Circular Economy Action Plan

*We will monitor progress of Europe's transition towards a CE, and the environment and climate benefits delivered.*

Source: EEA-Eionet Strategy



European Environment  
Information and  
Observation Network



European  
Environment  
Agency

# The mitigation potential of circular economy actions

Circular economy

Increasing circularity

Rule of thumb: More circularity = fewer natural resources and less environmental pressure

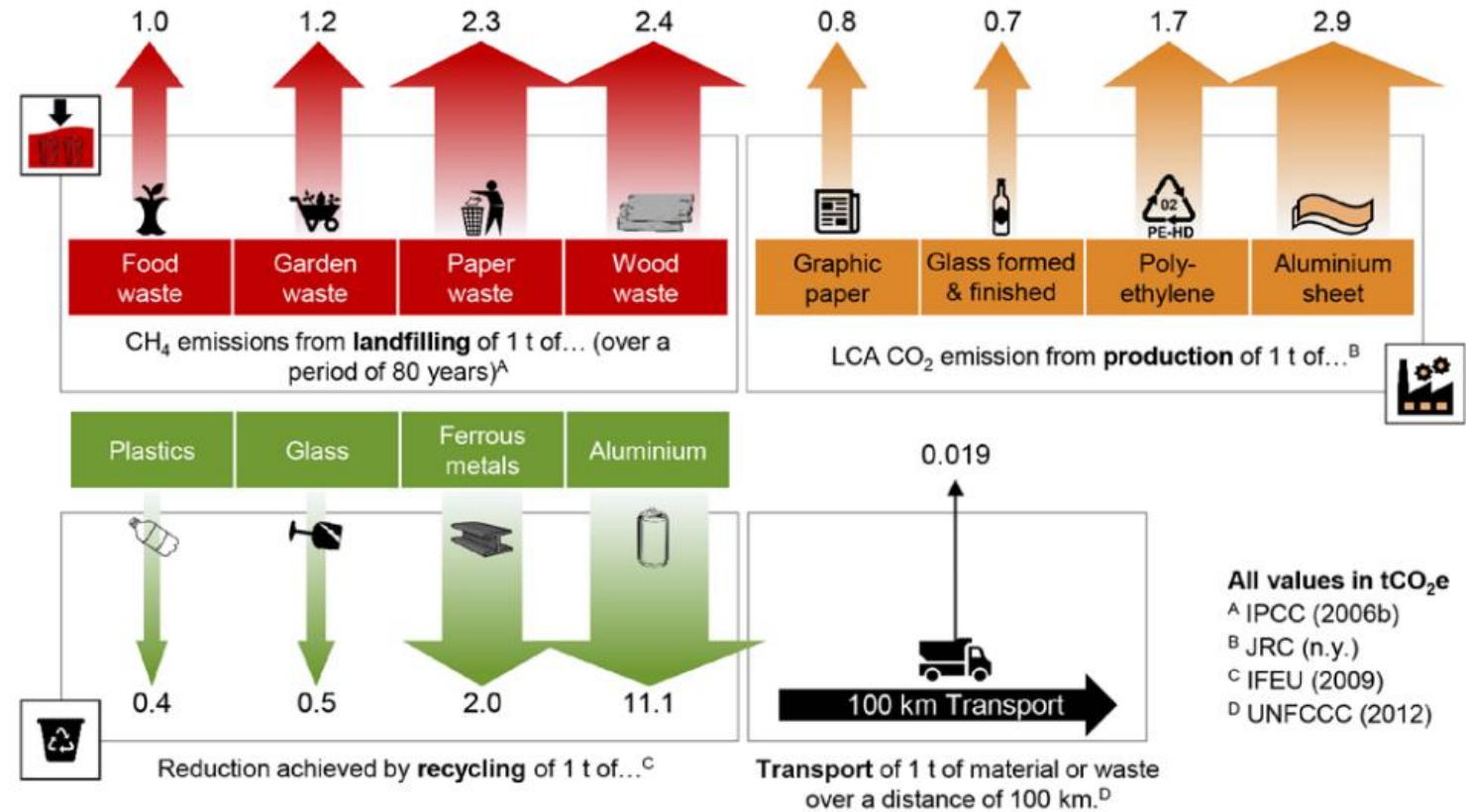
Linear economy

Strategies

Smarter creation and use of products	R0 Refuse
	R1 Rethink
	R2 Reduce
Extending the lifespan of products and parts	R3 Reuse
	R4 Repair
	R5 Refurbish
	R6 Remanufacture
	R7 Repurpose
Usefull application of materials	R8 Recycle
	R9 Recover

Source: PBL

Emissions from different activities (all values in tCO<sub>2</sub>e)



Source: GIZ



European Environment Information and Observation Network



European Environment Agency

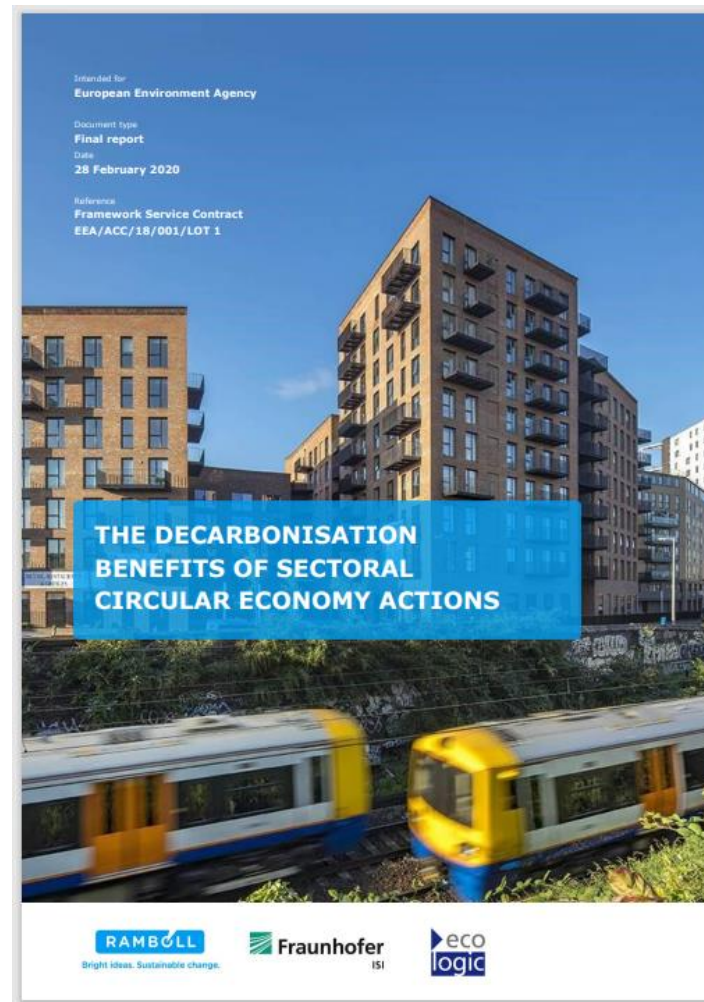
# Growing interest...



Quantifying the benefits of circular economy actions on the decarbonisation of EU economy

Final report

Trinomics 






Intended for  
European Environment Agency

Document type  
Final report

Date  
28 February 2020

Reference  
Framework Service Contract  
EEA/ACC/18/001/LOT 1

THE DECARBONISATION  
BENEFITS OF SECTORAL  
CIRCULAR ECONOMY ACTIONS



Role of the circular economy as a contributor to industry decarbonisation beyond 2030

Service Request No 2022/06 under framework contract CLIMA.A4/FRA/2019/0011

22 May 2022

  
In association with  


Submitted to:  
EUROPEAN COMMISSION  
DIRECTORATE-GENERAL CLIMATE ACTION  
Directorate A – Strategy, Analysis and Planning

## 4.1.8.1 Circular economy and climate mitigation – guidance on including Circular Economy (CE) actions into Member States' (MS) climate reporting and policy making

### Aim

- How to capture the benefits of the circular economy on greenhouse gas emission reduction

### Timeline

- 1 year (2023)
- Eionet WSH's: Spring and Fall 2023 (date: tbd)

### Eionet advisory board

- Belgium (Flanders), Denmark, Spain, Switzerland

### Outcome

- ETC report & EEA Briefing
- Guideline for countries
- Supporting European Commissions work on CE-CC intersection.





**How clear is the connection between circular economy and climate change to you?**

**What would you consider the most effective circular economy activities to reduce mitigation potential?**

**What would be helpful for you to better integrate circular economy into your climate reporting or climate strategies?**



## 2. Country experiences

Ana Teresa Macas Lima, Danish Technical University (DTU),  
Denmark

Niklas Nierhoff, Federal Office for the Environment (BAFU),  
Switzerland



European Environment  
Information and  
Observation Network



European  
Environment  
Agency



# CO<sub>2</sub>NSTRUCT

Funded by  
the European Union



Modelling the role of circular economy construction value chains  
for a carbon-neutral Europe



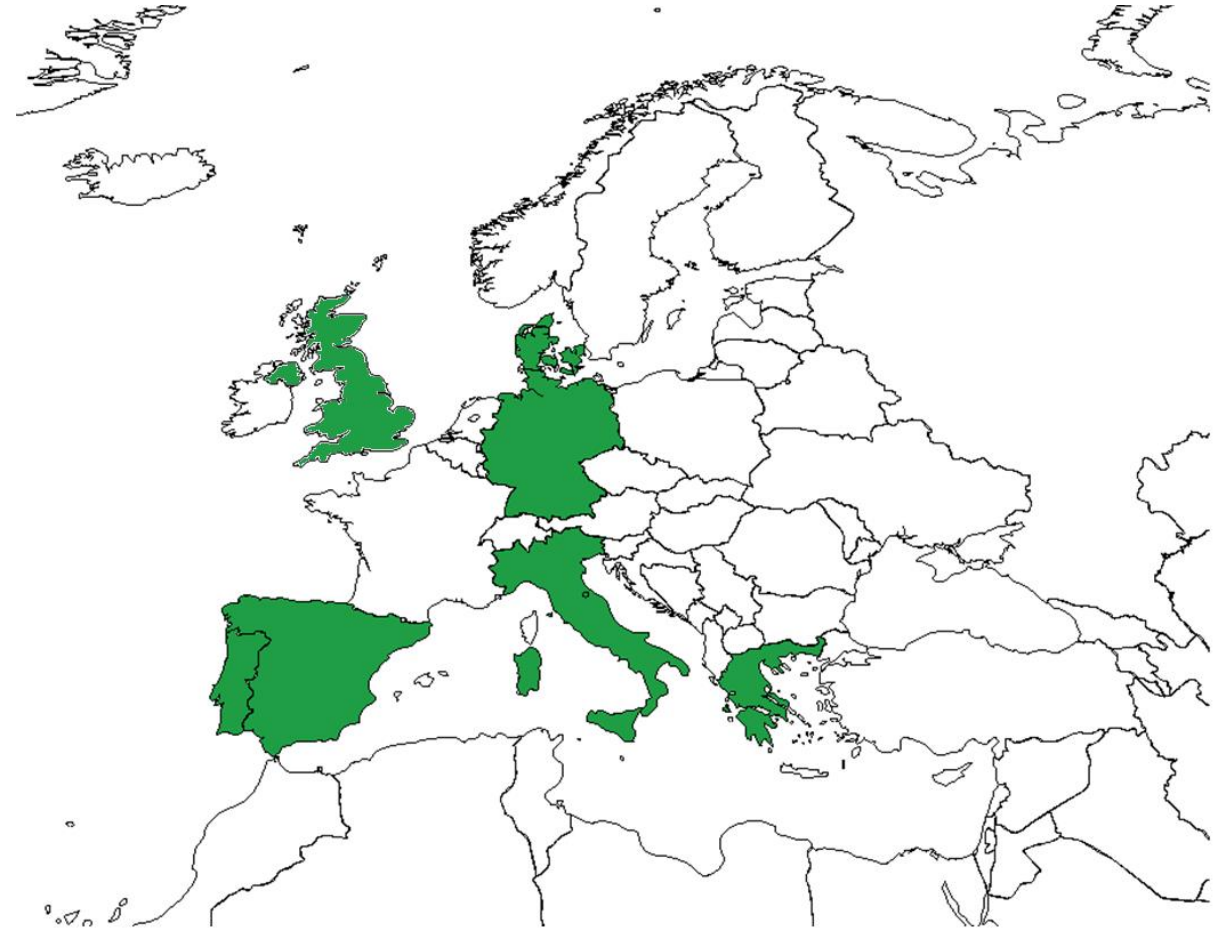
The University  
Of  
Sheffield.



# Consortium Partners

- Experts in:

- Climate mitigation modelling
- Circular economy
- Construction materials
- Citizen behaviour, co-development & stakeholder engagement processes
- Supply and value chains
- Rebound effects
- Water scarcity
- GHG externalities
- Policy
- Energy poverty



The  
University  
Of  
Sheffield.



**Ciemat**  
Centro de Investigaciones  
Energéticas, Medioambientales  
y Tecnológicas



## 3 reasons why the CO<sub>2</sub>NSTRUCT project

1. The construction sector is one of the world's largest consumers of energy and raw materials and producers of waste.
2. A circular economy for materials plays a key role in the transition to more sustainable use of natural resources in construction and a carbon-neutral society.
3. Current climate mitigation models (e.g. JRC-EU-TIMES, PRIMES) cannot account for materials' circularity.

# Our scope: From linear to circular

- To augment current linear climate mitigation models with circular economy measures for construction materials.
- To contribute to achieving the emission reduction targets set by policymakers

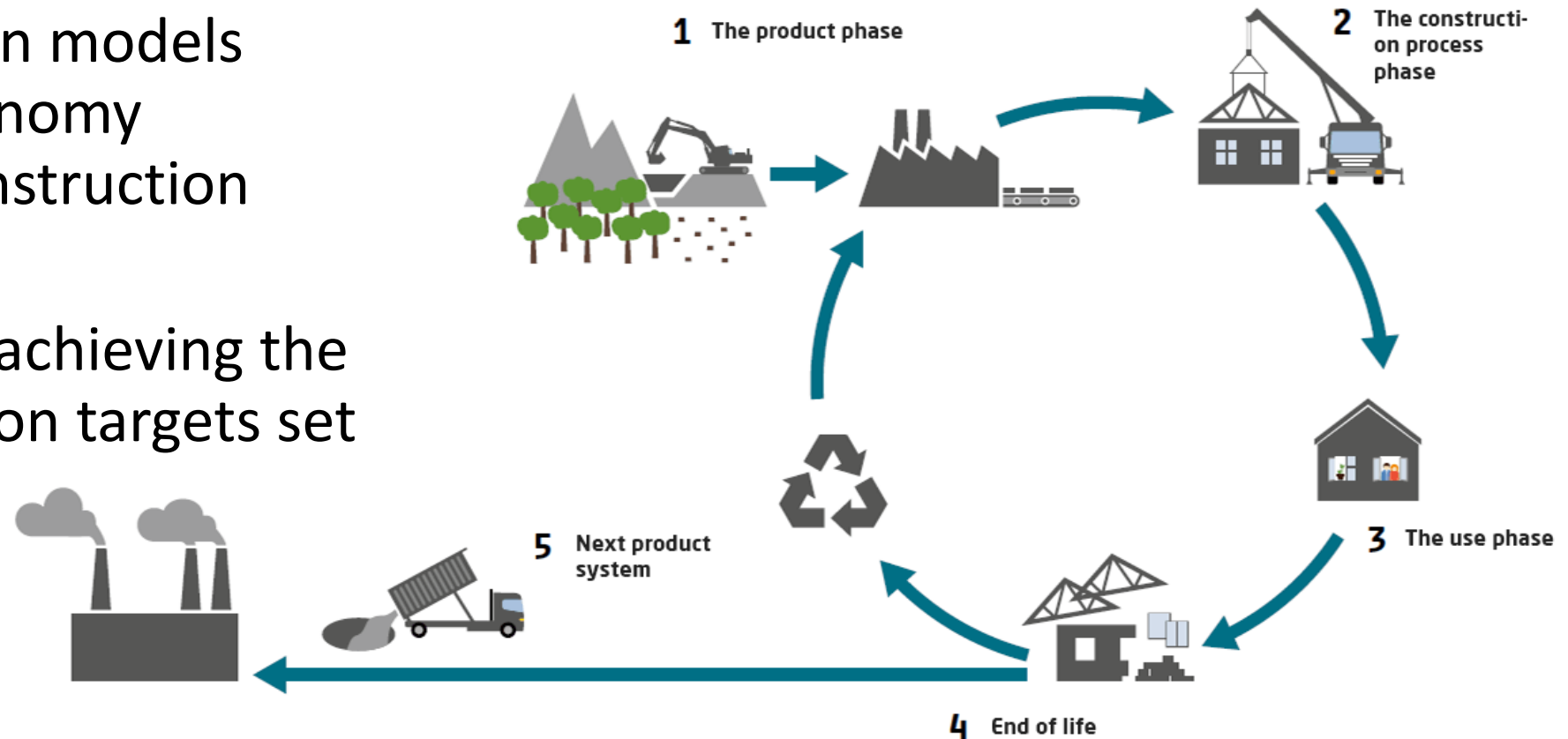




Illustration: The Danish Transport and Construction Authority

# Focus on six carbon-intensive materials

The CO2NSTRUCT project focuses on six pervasive carbon-intensive materials.

We need extensive data on the impacts of the extraction of raw materials, logistic, transformation, and consumer industries covering the whole life cycle of these materials.

- Cement
- Steel
- Brick
- Wood
- Glass
- Insulation materials



# CO<sub>2</sub>NSTRUCT Framework

## OUTPUTS

Policy recommendations  
GHG emissions gains  
Impacts on GHG abatement and on energy costs  
Hotspots for CE measures that impact GHG mitigation  
Labeled CE measures with GHG mitigation indicators

Cluster 1:  
Offshore renewable energy production



Cluster 2:  
Buildings



Test framework for two economic clusters, using several CE scenarios

## Circular Economy (modelling) tools

(social) LCA, SFA & MFA, I-O analysis, embodied carbon footprint databases

Overall EU energy production & consumption climate mitigation modelled by TIMES

Potential mitigation technologies including the impact of circular economy

Embodied energy, water, materials & GHG emissions & (other) externalities

Rebound effects associated to CE measures

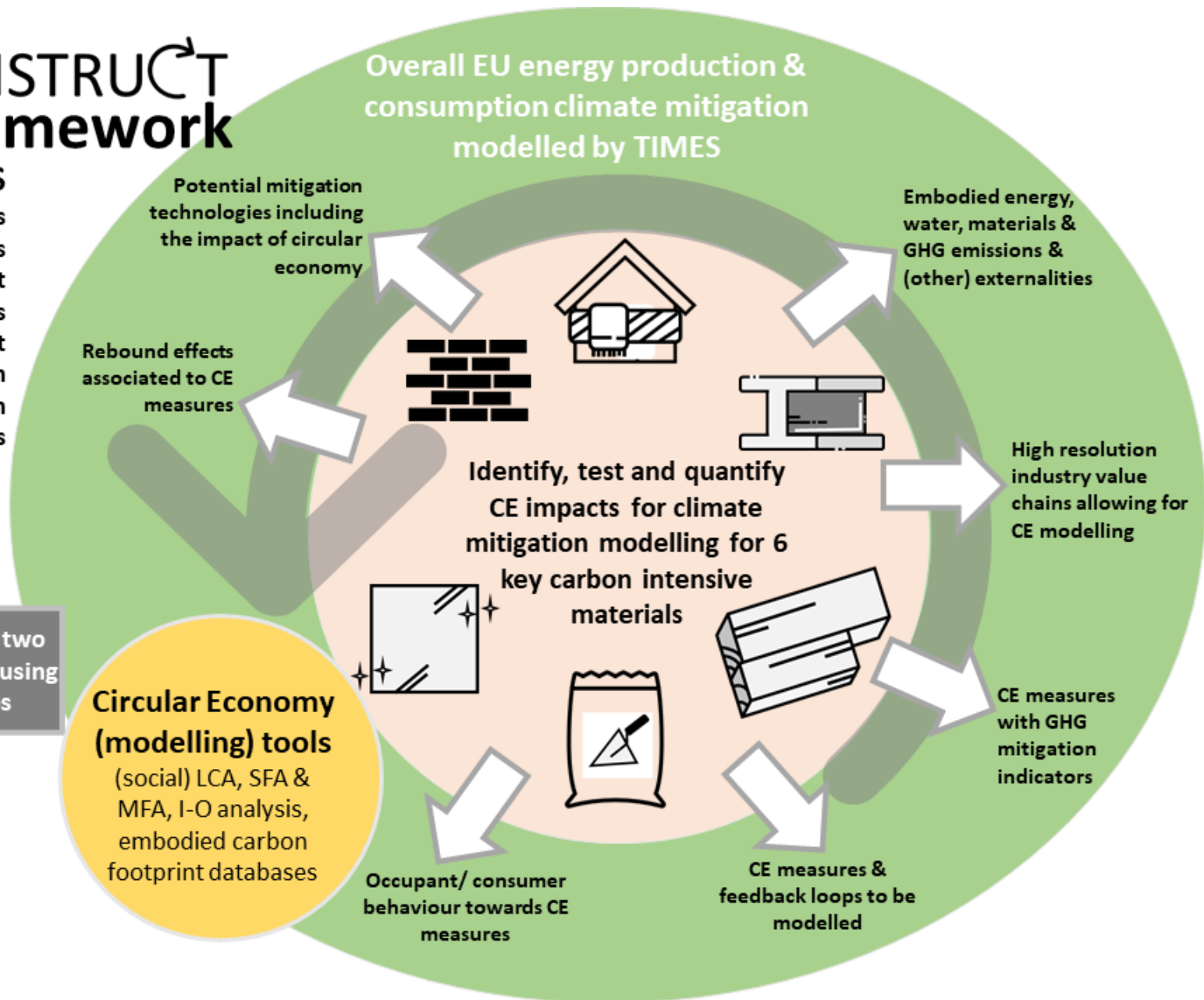
Identify, test and quantify CE impacts for climate mitigation modelling for 6 key carbon intensive materials

High resolution industry value chains allowing for CE modelling

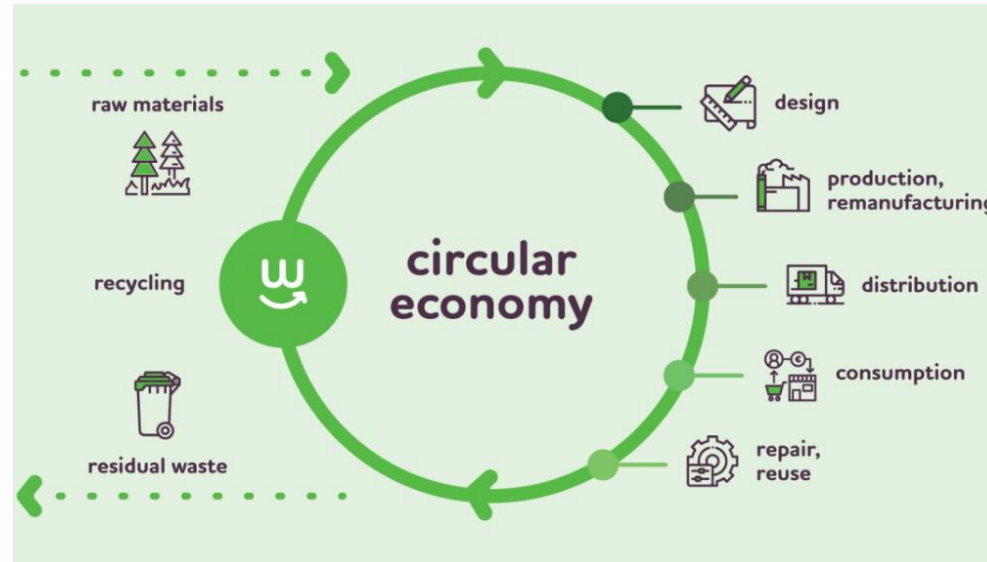
CE measures with GHG mitigation indicators

Occupant/ consumer behaviour towards CE measures

CE measures & feedback loops to be modelled



Common understanding of **activities/processes** involved in the **construction materials production**



Adopting a **level of detail** suitable for identifying the benefits of **CE practices**

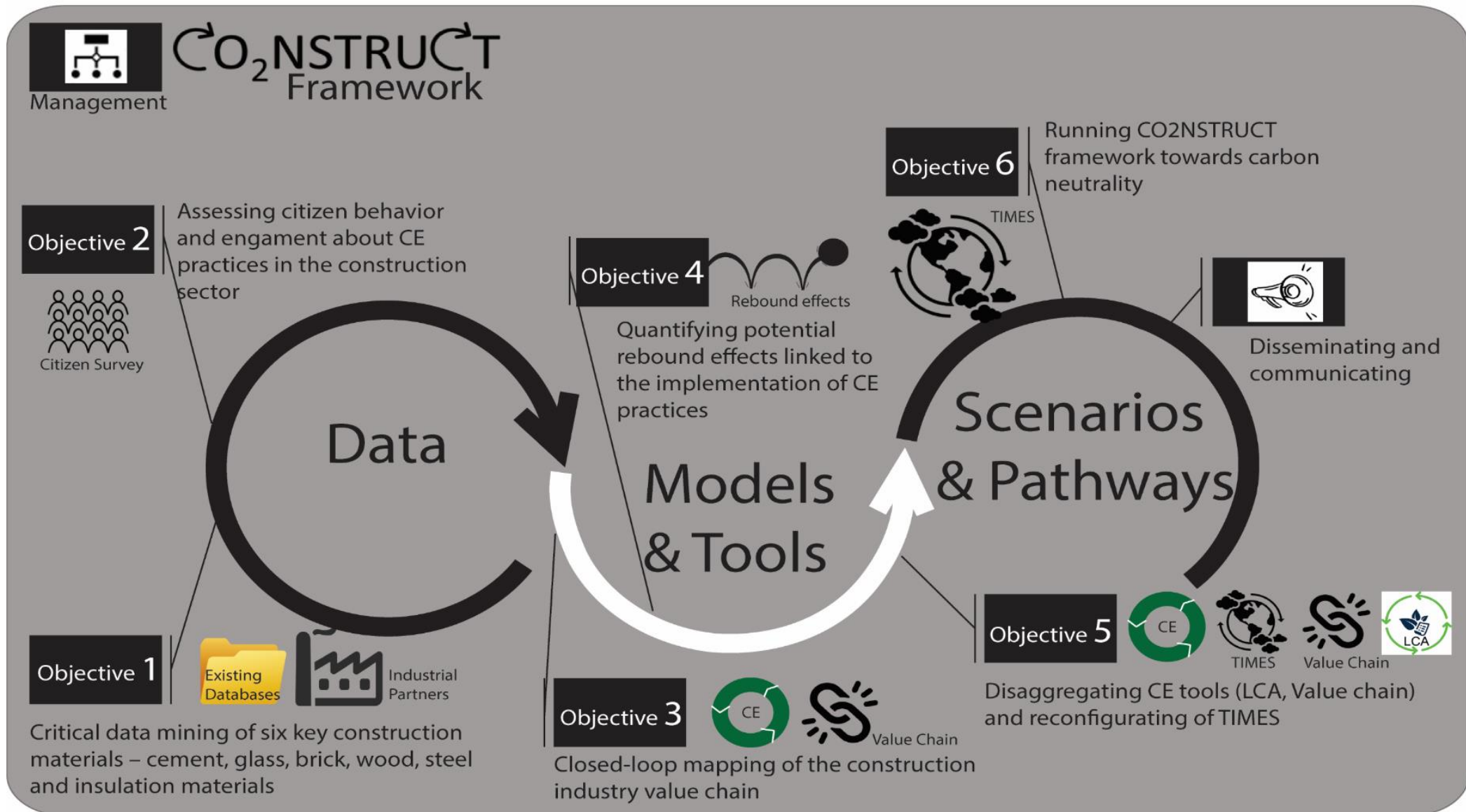
- Production processes
- Materials: raw materials
- Energy flows
- Water usage
- Waste
- By-products
- Emission sources
- Value and supply chains



# Expected impacts

- Improve the quantification of the impacts and potentials of the circular economy for climate change mitigation.
- Support the integration of the circular economy into climate action, policies and their evidence base, including externalities.
- Support the integration of the GHG emission reduction / mitigation in the circular economy criteria.

# Objectives



# Project facts

**EU funding programme:** Horizon Europe

**Call:** HORIZON-CL5-2021-D1-01: Climate sciences and responses

**Topic:** HORIZON-CL5-2021-D1-01-02

**Type of action:** HORIZON Research and Innovation Actions

**Start date:** 01-06-2022

**End date:** 31-05-2026

**Duration:** 4 years

**Budget:** 5 million Euro



CO<sub>2</sub>NSTRUCT partners at a project meeting in Pisa, Italy. February 2023.



CO<sub>2</sub>NSTRUCT

Funded by  
the European Union



## Connect with us



[www.co2nstruct.eu](http://www.co2nstruct.eu)



The  
University  
Of  
Sheffield.



KAPÉ  
CRES

**Niklas Nierhoff**

Federal Office for the Environment (BAFU), Switzerland

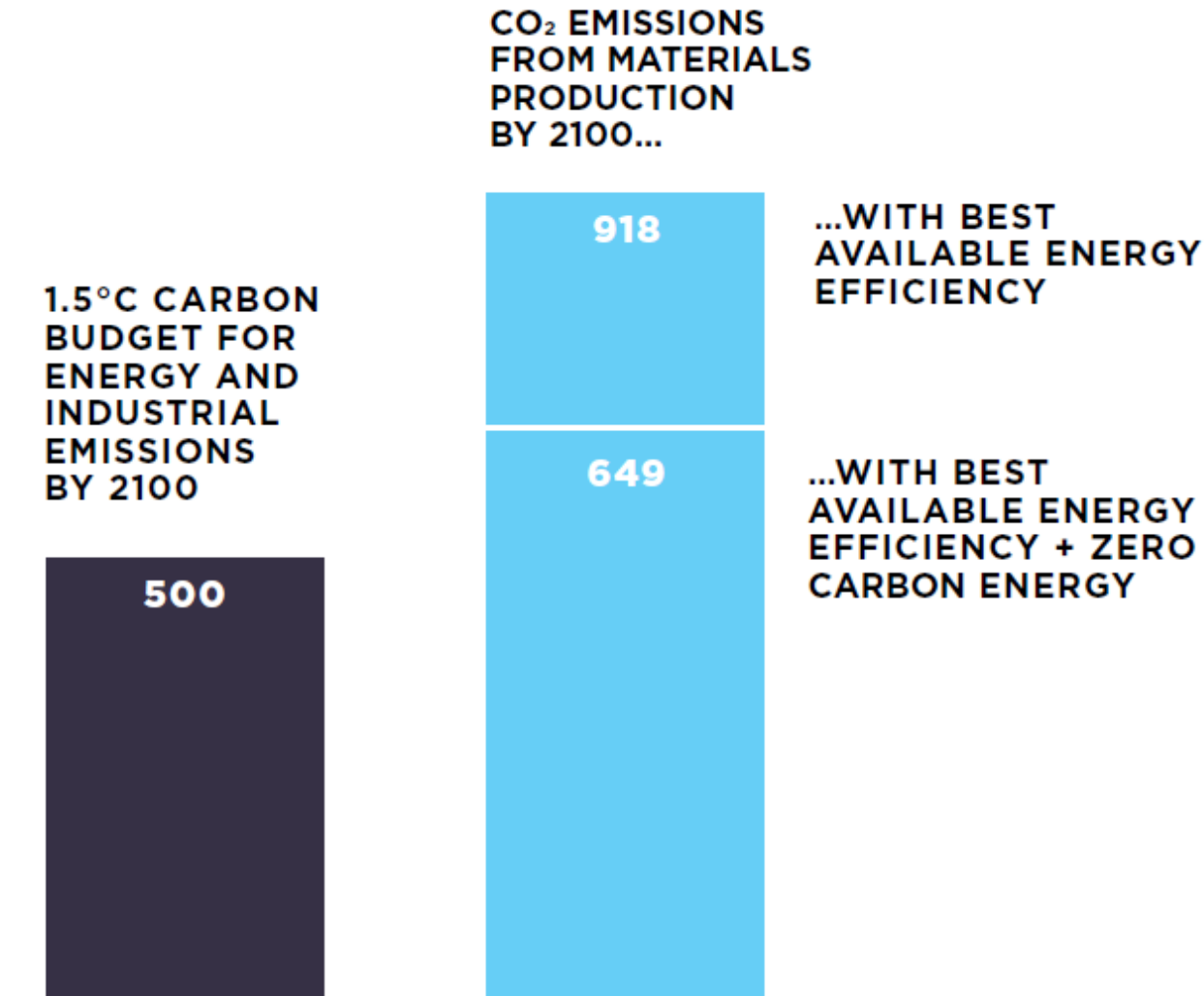


European Environment  
Information and  
Observation Network



European  
Environment  
Agency

# Completing the Picture: Circular Economy Measures Needed



Emissions from material production will increase until 2100, even under a scenario that includes renewable energy and energy efficiency.

Source: Ellen MacArthur Foundation 2021



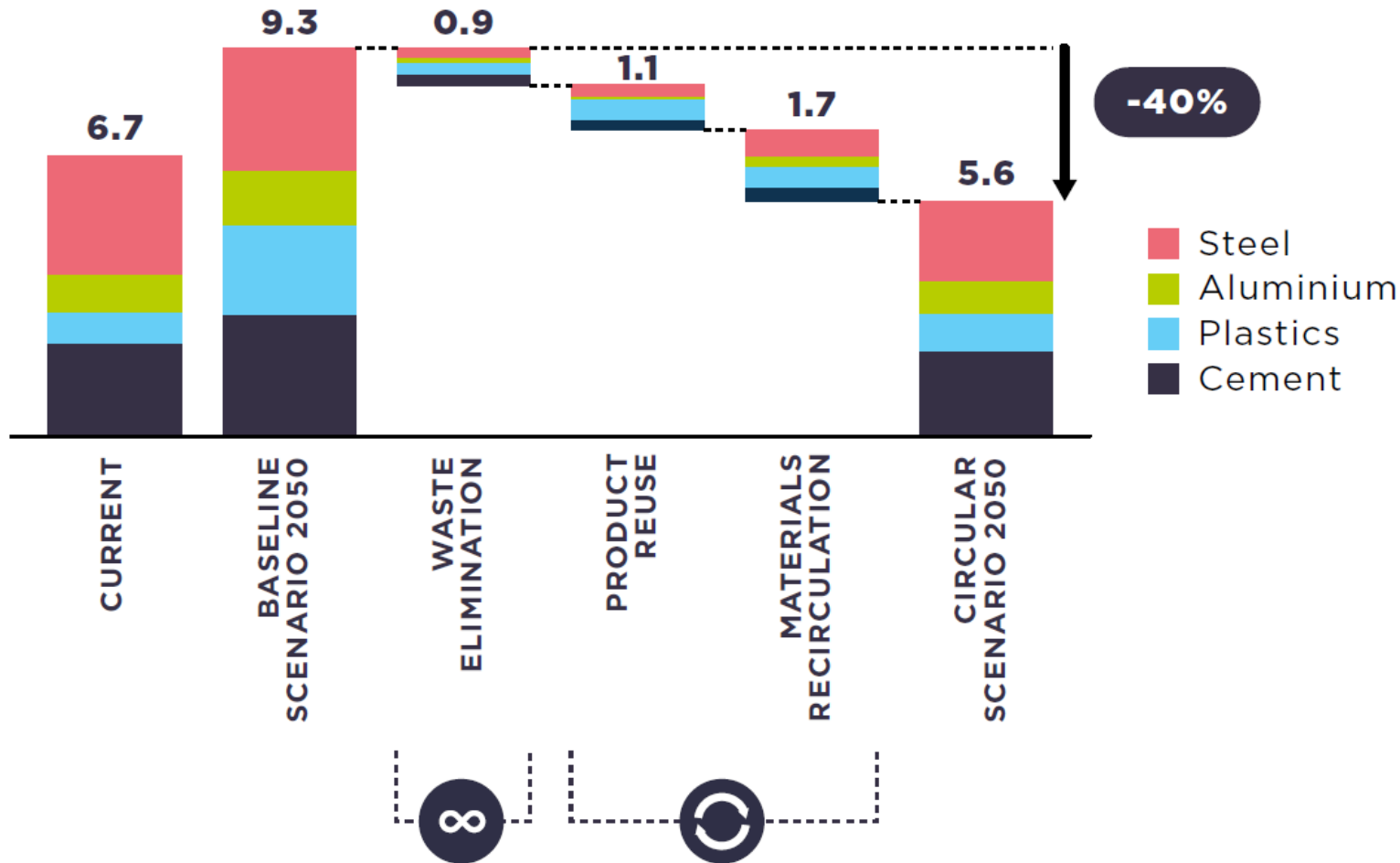
European Environment  
Information and  
Observation Network



European  
Environment  
Agency

# Completing the Picture: CE to Address Key Materials

Global emissions of four key materials production  
Billion tonnes of CO<sub>2</sub>-eq / year



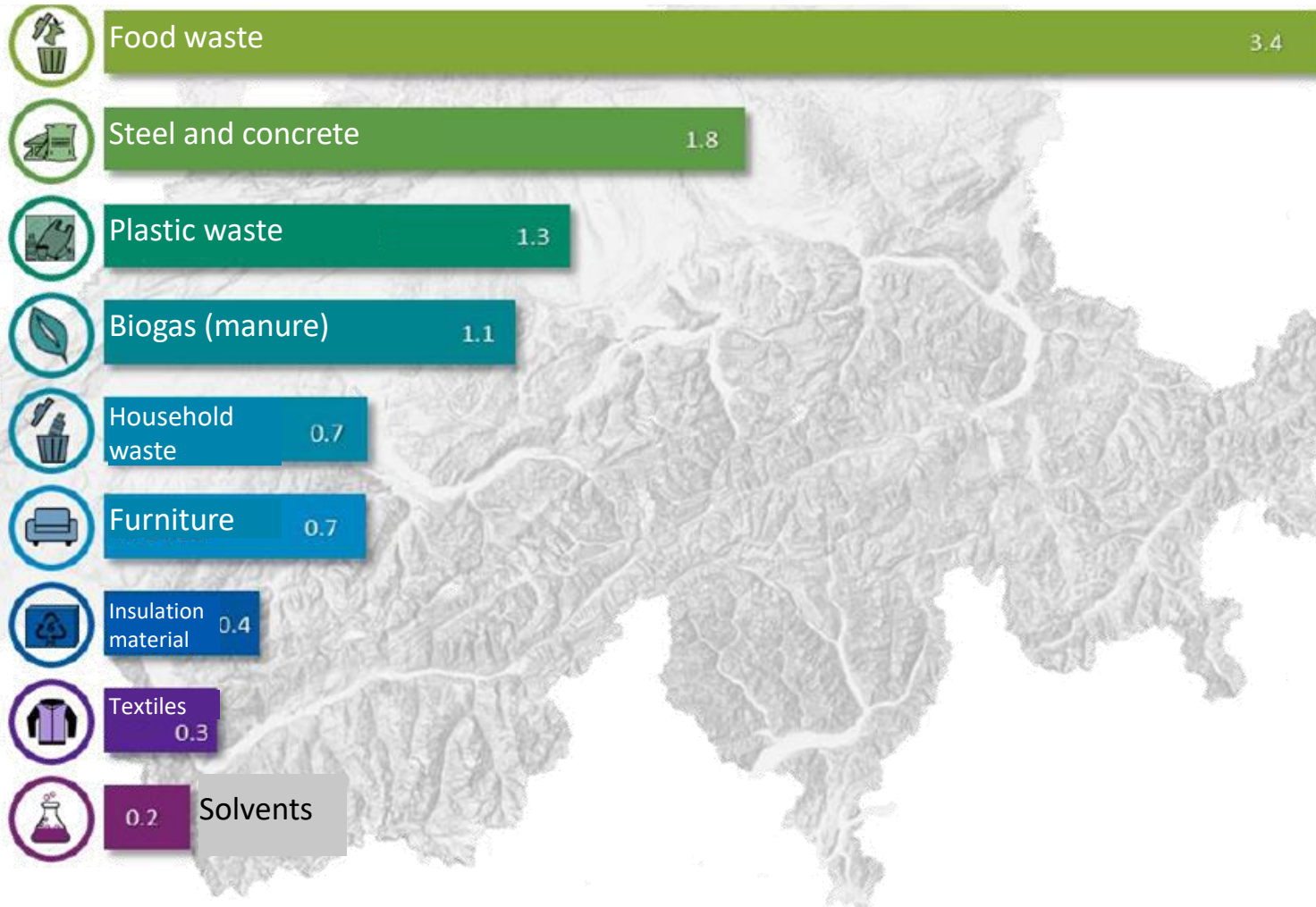
A circular economy could reduce annual emissions from key industry materials considerably.

Source: Ellen MacArthur Foundation 2021



# The Potential in Switzerland

Impact savings (Million tonnes CO<sub>2</sub>-eq. / year)



- Combined scenario could potentially save 12 million t CO<sub>2</sub>-eq./a
- Compared with today's territorial emissions: - 22%
- Emission reductions take place at home and abroad

Wiprächtiger et al. 2022

# The Potential in Switzerland: Scenarios and Measures

	Food Waste, 50% reduction in	<ul style="list-style-type: none"><li>• Households</li><li>• Production + processing</li><li>• Hospitality</li></ul>
	Reduced use of steel and concrete via	<ul style="list-style-type: none"><li>• Reuse building structure</li><li>• Use of wood</li><li>• Use of CO2-reduce cement</li></ul>
	Plastic waste is increasingly	<ul style="list-style-type: none"><li>• Collected seperately</li><li>• Design and recyclability improved</li></ul>
	Collection of manure	<ul style="list-style-type: none"><li>• anaerobic fermentation</li><li>• Feed into gas grid</li></ul>
	Municipal waste (glas, alu, metals paper, cardboard)	<ul style="list-style-type: none"><li>• More/better recycling</li><li>• Better recovery (i.a. reuse of bottles)</li></ul>

Wiprächtiger et al. 2022



European Environment  
Information and  
Observation Network



European  
Environment  
Agency

# The Potential in Switzerland: Scenarios and Measures




Furniture is

- Used longer, more reuse
- More repair
- Use of recycled wood



Insulation materials are

- Collected and recycled
- More use of bio-based materials



Textiles are

- Reused more often
- Recovered in Switzerland
- Repaired, less consumed



Solvents in the chemical industry

- More regenerated

**CCS**

Carbon capture and storage in

- Incineration plants
- Wood power plants
- Cement plants

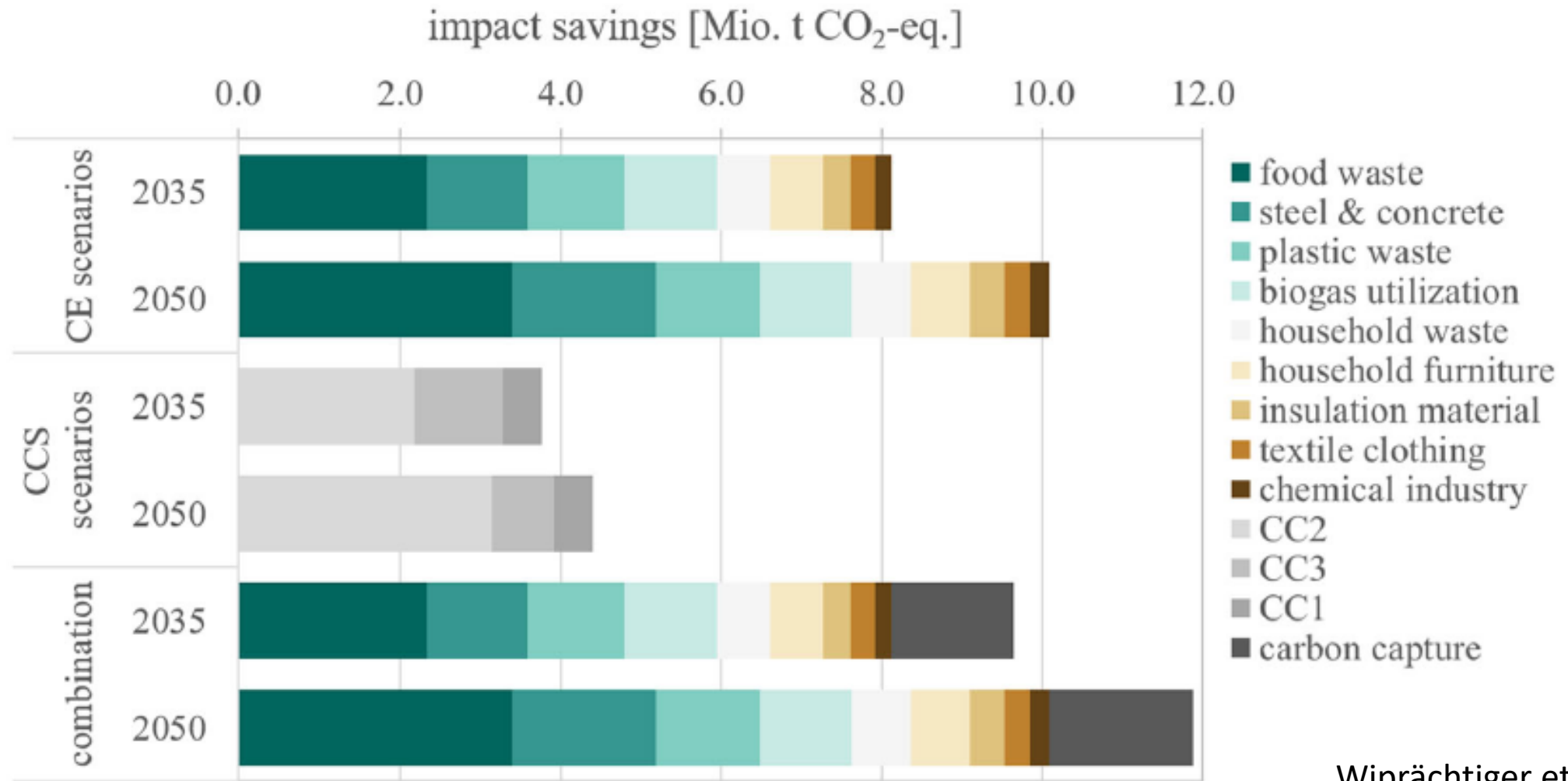
## **Starting position Switzerland:** Recycling-systems for

- Paper and cardboard (municipalities)
- Metals (EPR)
- Glass (EPR)
- PET bottles (EPR)
- Batteries (EPR)
- Organic waste (municipalities)
- EE waste (EPR) → treatment of cooling agents!
- Textiles (private collection)

## Ban on landfilling of municipal waste

- Incineration plants cause 5% of territorial emissions

# Total Climate Change Impacts Combined CE Scenarios (Potential 2050)



Wiprächtiger et al. 2022



European Environment  
Information and  
Observation Network



European  
Environment  
Agency

# Looking Beyond Waste and Recycling: R-Strategies and Key Sectors

## R-Strategies

Avoiding waste:  
Reduce, rethink, refuse



Longer product lifespans:  
Rethink, reuse, repair,...



Collection and Recycling



Incineration



Landfilling



## Key Sectors

Households /  
Procurement



Agriculture



Construction



Industry



Mobility



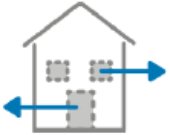
# Looking Beyond Waste and Recycling: Construction Sector



Sufficiency and efficient design



Build lightweight




Reuse building components



Use biogenic building materials



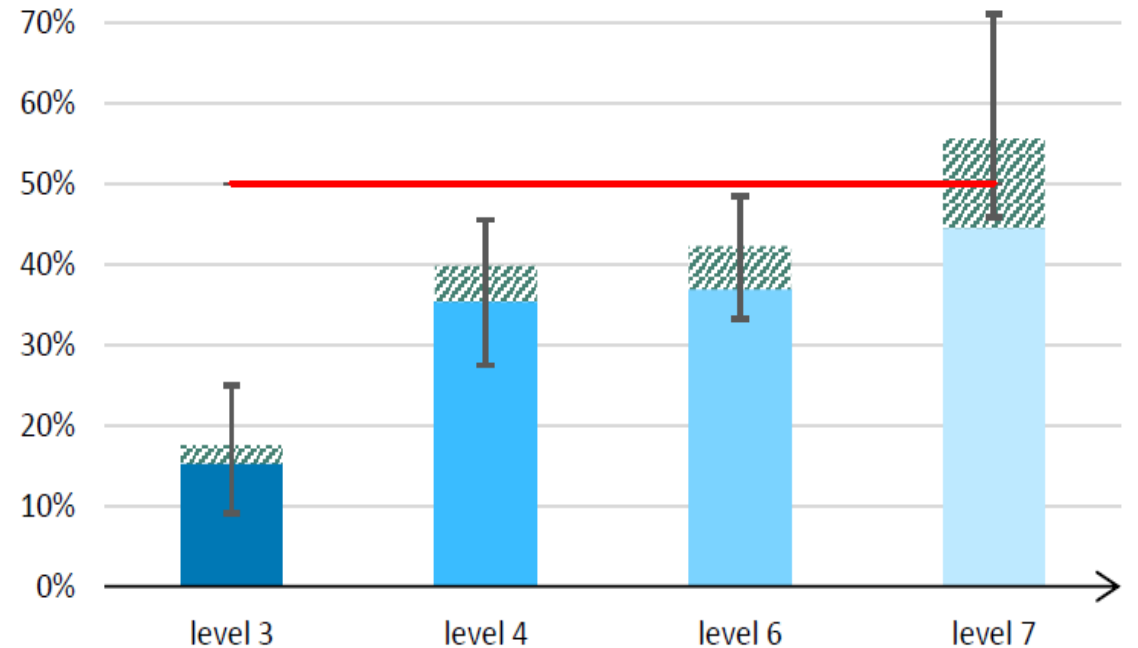
Use recyclable materials



Reduce GHG intensity of materials

(Recycling concrete reduces GHG emissions only marginally)

Reduction Potential of combined measures, different ambition levels



Source: Nova Energie & Carbotech 2021

# Using GHG Footprint as a CE Target Indicator: Opportunities



- Raising awareness for climate benefits of CE and helping its uptake
- Methods and databases for LCA exist
- Advantages over material-based targets:
  - they can be criticized as planning economy
  - mass oftentimes does not correlate with impact
- Some mitigation measures increase material use, e.g. metals and insulation for energy transition
- Measuring embedded / whole life GHG allows to optimize mitigation strategies



European Environment  
Information and  
Observation Network



European  
Environment  
Agency

# Using GHG Footprint as a CE Target Indicator: Challenges



- CE measures reduce emissions along the whole supply chain – while Paris Agreement and reporting focused on territorial emissions
- No internationally harmonized footprint databases: need for harmonization and improvement to standardize reporting on CE measures for climate mitigation
- Emission reductions of some CE instruments are easier to quantify than others
- Making sure that there is no disproportionate increase of overall environmental effects





# Importance of LCA and Complementing Indicators

- LCA is a valuable tool to analyse specific CE measures: Understanding the wider system is important to design CE measures
- Inner circles have highest environmental benefit (ecodesign, prolonging lifespan via repair, reuse etc.). However, inner circles are harder to measure, since there is a cascade of assumptions (e.g. effect of availability of spare parts)
- For some CE measures there may be low or even detrimental effects (e.g. some bio fuels; recycling of composite materials; or high but low-quality recycling rates)



**Effective link of CE and climate policy:** limit values for embedded GHG in buildings (FR, DK):

- technology neutral
- incentive for CE
- Established link to net-0



**Avoiding negative effects:** biofuel regulation (CH):

- GHG must be reduced by 40%
- Increase of total environ. impact < 25%
- No first generation fuels

# 3. Discussion



European Environment  
Information and  
Observation Network



European  
Environment  
Agency

**How clear is the connection between circular economy and climate change to you?**

**What would you consider the most effective circular economy activities to reduce mitigation potential?**

**What would be helpful for you to better integrate circular economy into your climate reporting or climate strategies?**

**Any other questions?**



**Thank you**

**William Keeling, Ana Lima, Tobias Nielsen, Niklas Nierhoff | EEA-Eionet day, 1 March 2023**



European Environment  
Information and  
Observation Network



European  
Environment  
Agency