

# Progress on EEA indicator review

## 28 November 2011

European Environment Agency




European Environment Agency



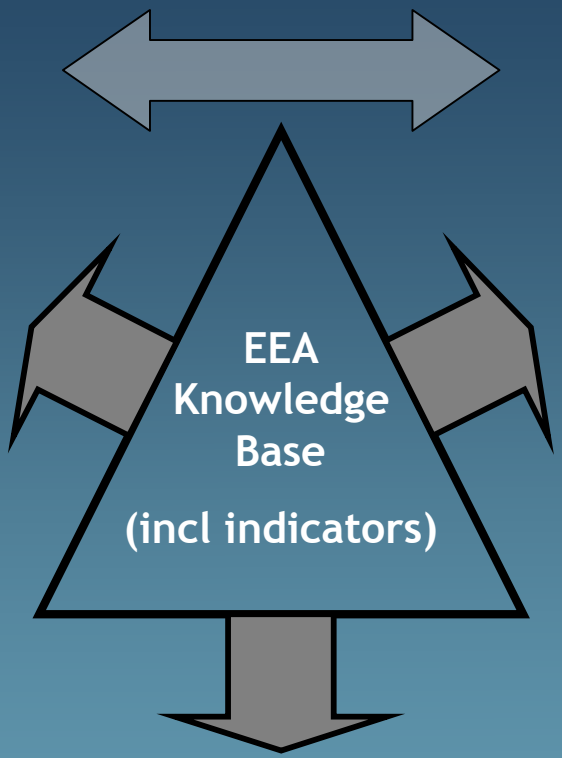
# Role of indicator in EEA assessments

(Regular) SOER-type thematic assessments



COUNTRY ENVIRONMENTS  
Common environmental theme

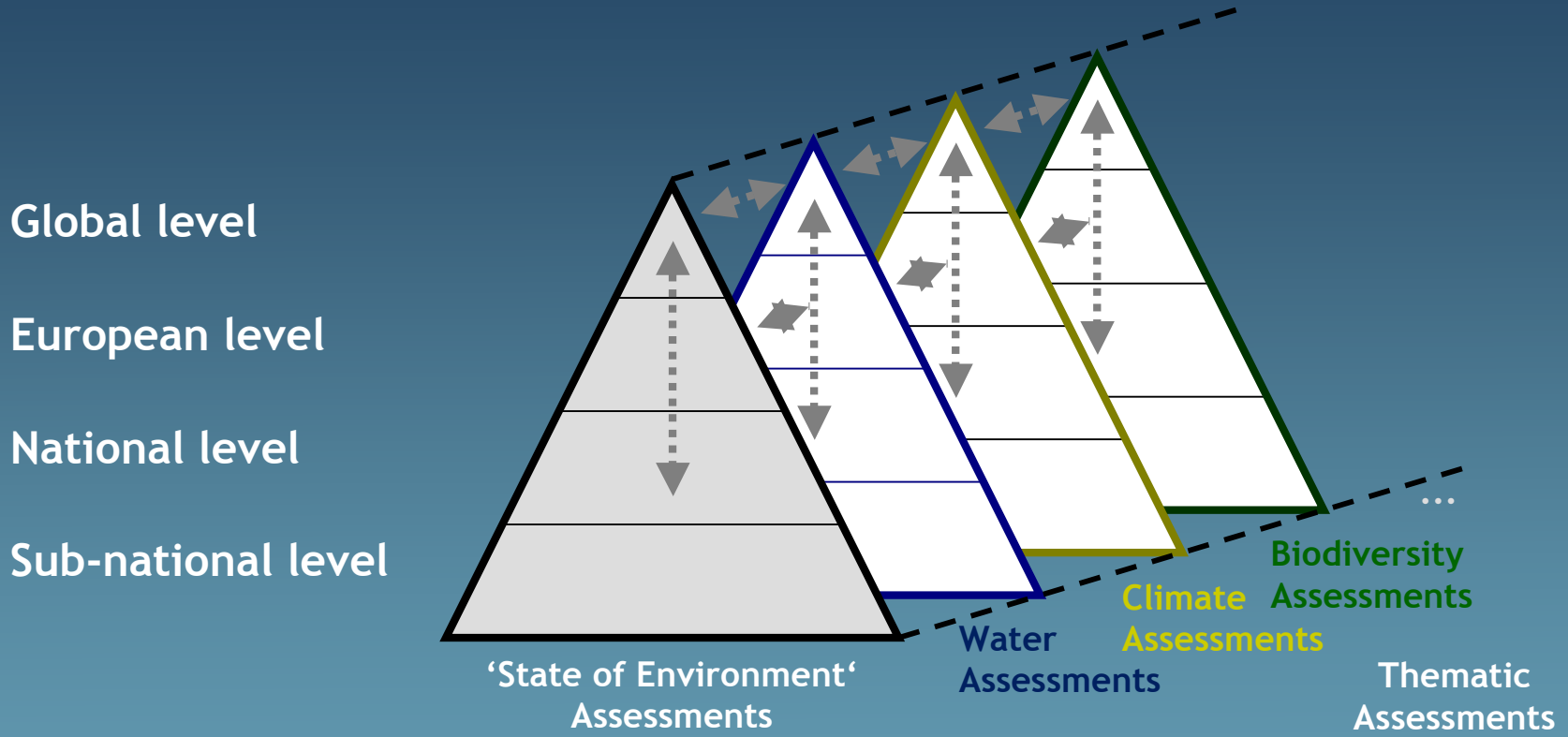
(Dedicated) theme-specific assessments / reports



Integrated environmental assessment reports



# Role of indicator in SOE reporting across scales



*Note: Indicators (i.e. the toblerone's 'scaffolding' or 'backbone') are the basis of environmental assessments*

## Review of EEA indicators

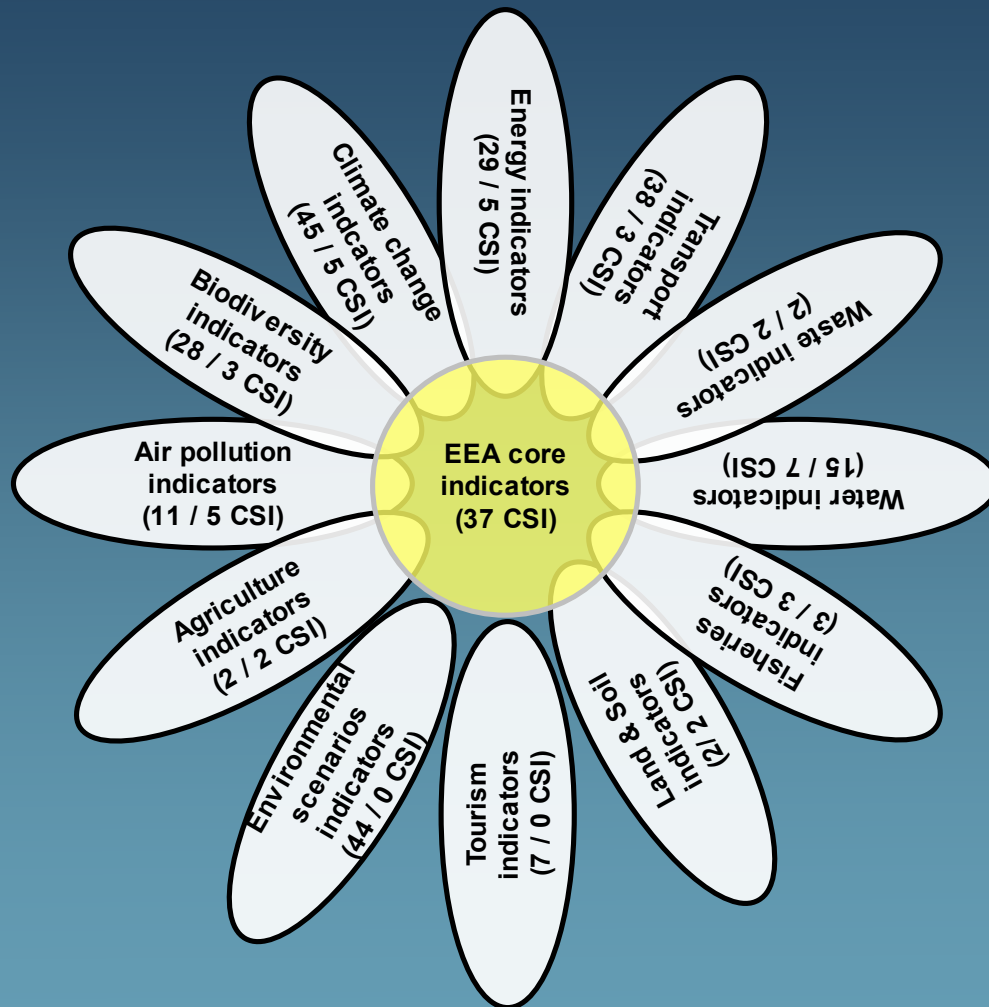
Four distinct but inter-connected EEA activities were highlighted at the Management Board in March 2011 & June 2011:

- (1) Cleaning the EEA indicators to remove redundancies and duplications and ensure improved access to them on the website;
- (2) Mapping the EEA indicators and their status related to their technical, conceptual and political context;
- (3) Continuance of indicator-based state of environment reporting in member countries as part of the SOER follow-up process; and
- (4) Reviving the annual publication of an indicator-based cross-cutting assessment.



# Review of EEA indicators

## - (1) 'Cleaning up' the EEA indicators



226 environmental indicators hosted on the EEA website.

Full overview (Status June 2011) of the indicators in Annex 6.

Two tiers of indicators:

Tier 1 - Core set of indicators

Tier 2 - Theme-based indicators

In addition, several indicator sets under development (Tier 3).



# Review of EEA indicators

## - (2) 'Mapping' the EEA indicators

### PHASE 1 - Evaluation of indicator quality (technical criteria):

#### *Relevance*

- 1) Policy relevance
- 2) EU environmental priority

#### *Method & process*

- 3) Methodological soundness
- 4) Status of data flow

#### *Coverage & comparability*

- 5) Spatial coverage
- 6) Temporal coverage

#### *User-friendliness*

- 7) Clarity of presentation
- 8) Transparency

→ Draft complete by end 2011

### PHASE 2a - Analysis of existing indicators against SOER priorities

- 1) Implementation
- 2) Policy integration
- 3) Management of natural capital

- 4) Green economy: resource efficiency
- 5) Green economy: ecological resilience
- 6) Green economy: human well-being

→ Draft complete by end 2011

### PHASE 2b - Gaps & needs analysis (against existing policy targets)

→ Approach and timing to be discussed

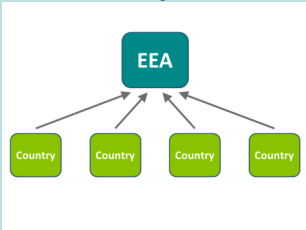
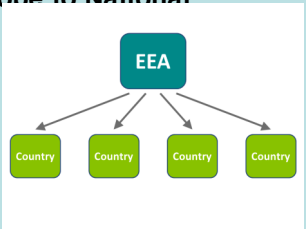
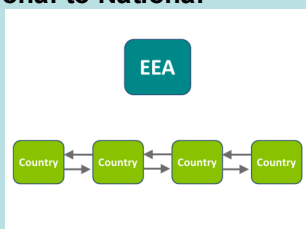
### PHASE 3 - Refreshment of the core set of indicators

→ Approach and timing to be discussed, will build on phase 1 and 2.



# Review of EEA indicators

## - (3) SENSE and linking country-level SOE indicators

|  | SENSE<br>- Phase 1  | SENSE<br>- Phase 2  | SENSE<br>- Phase 3  |
|--|---|---|---|
| <b>National to Europe</b><br>     | <ul style="list-style-type: none"> <li>• Thematic focus: SOER 2010 'Part C'</li> <li>• Vehicle: EEA template</li> <li>• Technology: RDF feeds</li> <li>• EEA: Receive feed</li> <li>• Country: Provide info in specific template</li> </ul> | <ul style="list-style-type: none"> <li>• <b>Thematic focus: Indicators</b></li> <li>• Vehicle: Generic Interface</li> <li>• Technology: RDF feeds, 'SPARQL' database</li> <li>• EEA: Receive feed</li> <li>• Country: Provide info in generic format</li> </ul> | <ul style="list-style-type: none"> <li>• <b>(?) Thematic focus: i.e. selected indicators and assessments for SOER 2015</b></li> </ul>         |
| <b>Europe to National</b><br>     | <ul style="list-style-type: none"> <li>• Not explicitly addressed</li> </ul>  | <ul style="list-style-type: none"> <li>• <b>Thematic focus: Indicators</b></li> <li>• Vehicle: Generic Interface</li> <li>• Technology: RDF feeds, 'SPARQL' database</li> <li>• EEA: Provide database</li> <li>• Country: Build 'clients'</li> </ul>            | <ul style="list-style-type: none"> <li>• <b>(?) Thematic focus: selected indicators and assessments as needed for national SOE</b></li> </ul> |
| <b>National to National</b><br> | <ul style="list-style-type: none"> <li>• Not explicitly addressed</li> </ul>  | <ul style="list-style-type: none"> <li>• <b>(?) Thematic focus: A selection of harmonised indicators</b></li> <li>• <b>(?) Pilot study between subset of countries</b></li> </ul>   | <ul style="list-style-type: none"> <li>• <b>(?) Possibility for full access to country-level indicators</b></li> </ul>                        |

## Review of EEA indicators

### - (4) 'Reporting' - an annual indicator based report

The Management Board has endorsed reviving the annual publication of an EEA indicator-based assessment.

Each edition to provide an assessment of selected, cross-cutting issues - primarily based on existing EEA indicators

Focus issue for 2012 edition: green economy  
(i.e. resilience & resource efficiency indicators for six themes)

By and large, Europe better at meeting resource efficiency targets than resilience ambitions.

Consultation during November / December 2011.

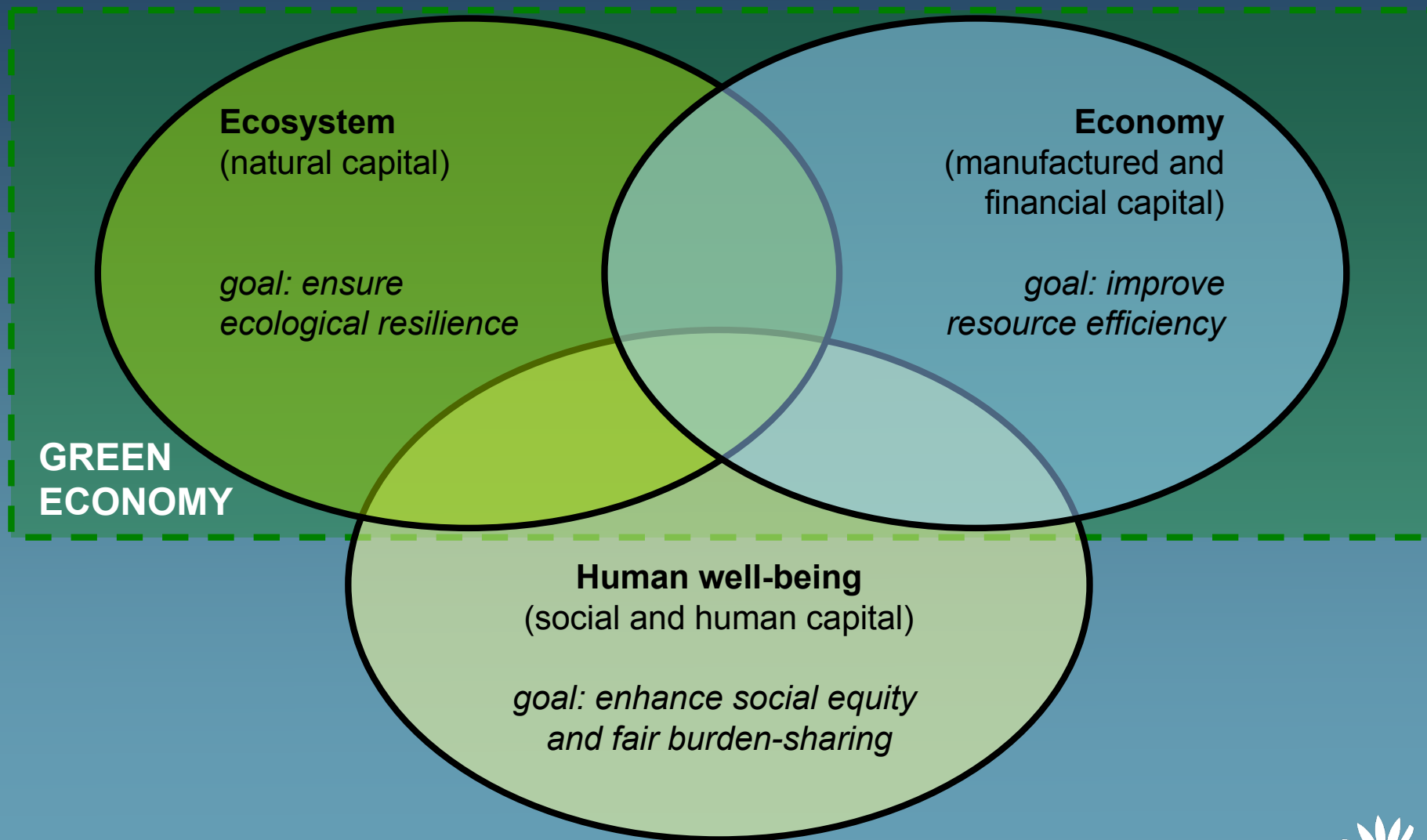
Publication foreseen for spring 2012.





# Review of EEA indicators

## - (4) 'Reporting' - an annual indicator based report



# Thank you

