

Resource efficiency and circular economy

Recent policy developments and
upcoming initiatives – an overview

Paweł Kaźmierczyk

European Environment Agency

Eionet Webinar on resource efficiency, 17 March 2014

Europe 2020 Strategy

- Adopted in 2011 in response to the global economic crisis, to boost growth and job creation. (undergoing review in 2014)
- Priority: Sustainable growth: promoting a more resource efficient, greener and competitive economy.
- EU Headline target: The "20/20/20" climate/energy targets should be met (including an increase to 30% of emissions reduction if the conditions are right)

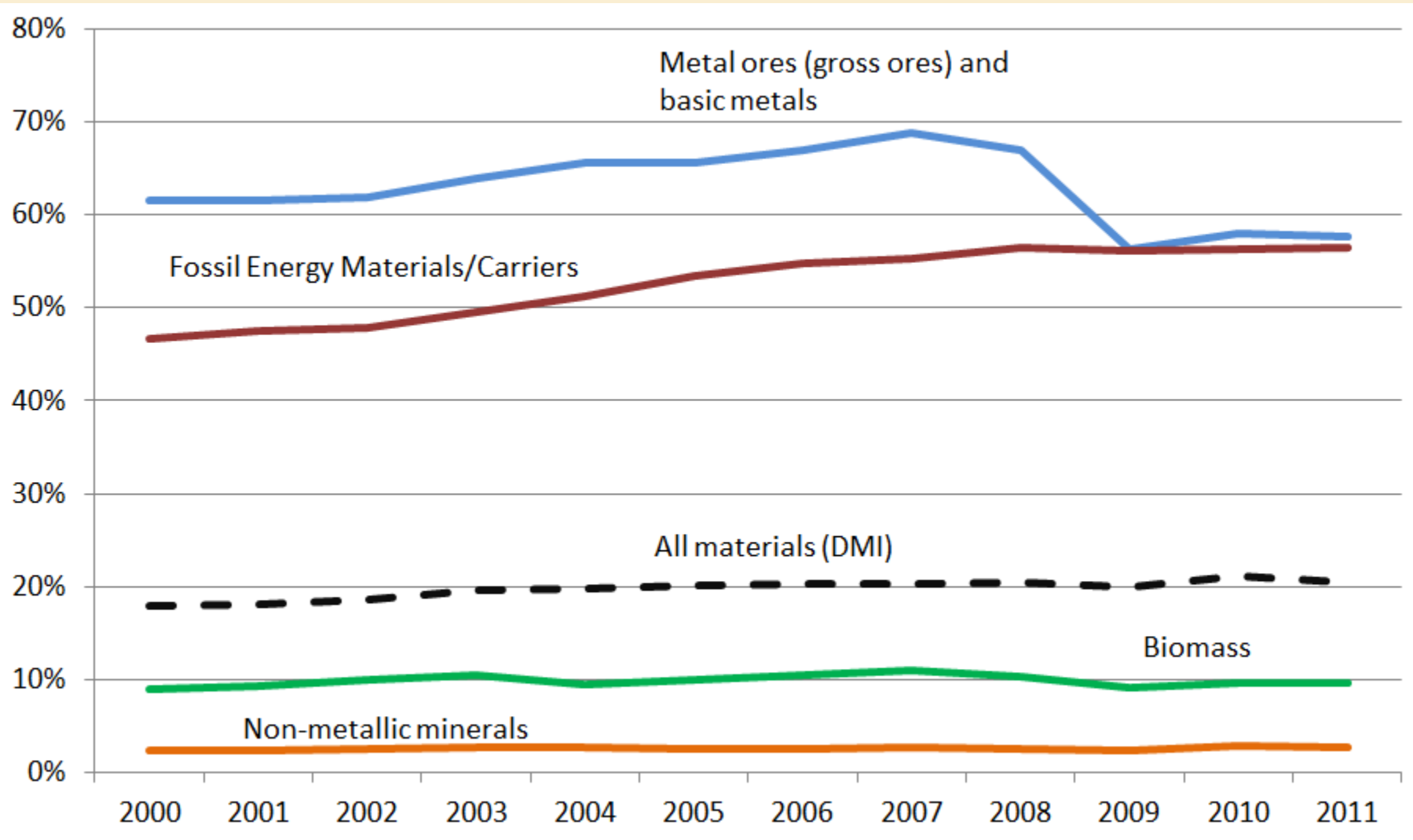


Europe 2020: Resource Efficiency Flagship

One of seven EU flagship initiatives; aiming to achieve:

- Efficient use of all resources
- Absolute decoupling of economic growth from the use of resources and energy and its impacts,
- Reduced GHG emissions and increase the use of renewables,
- Enhanced competitiveness (via efficiency and innovation)
- Greater energy and resource security

EU-27 dependence on imports



Europe 2020: Resource Efficiency Flagship /2

A wide spectrum of 'flanking' initiatives

- The EU Strategy on adaptation to climate change
- Energy 2020: A strategy for competitive, sustainable and secure energy
- Energy infrastructure priorities for 2020 and beyond – A Blueprint for an integrated European energy network
- Tackling the challenges in commodity markets and on raw materials
- Low-carbon economy 2050 roadmap
- European Energy Efficiency Plan 2020
- White Paper on the future of transport
- 2020 EU biodiversity policy and strategy
- Revision of the Energy Taxation Directive
- **Roadmap to a resource-efficient Europe**
- Common Agricultural Policy Reform
- Common Fisheries Policy Reform
- Cohesion Policy Reform
- Energy infrastructure package
- Trans-European Networks for Transport (TEN-T) revision
- Energy Roadmap 2050
- Security of energy supply and international cooperation
- Review of priority substances mentioned in the Water Framework Directive
- Strategy for the sustainable competitiveness of the EU construction sector
- Action Plan towards a sustainable bio-based economy by 2020
- Strategic Transport Technology Plan
- Revision of the legislation on monitoring and reporting of greenhouse gas emissions

The Roadmap to a resource efficient Europe (2011)

Quite broad in scope →

Sets a framework to achieve decoupling of economic growth from resource use and its env. impacts

Spells out a vision for 2050, formulates eighteen milestones for 2020 and identifies about hundred actions to be taken by the Commission and member states



7th Environment Action Programme /1

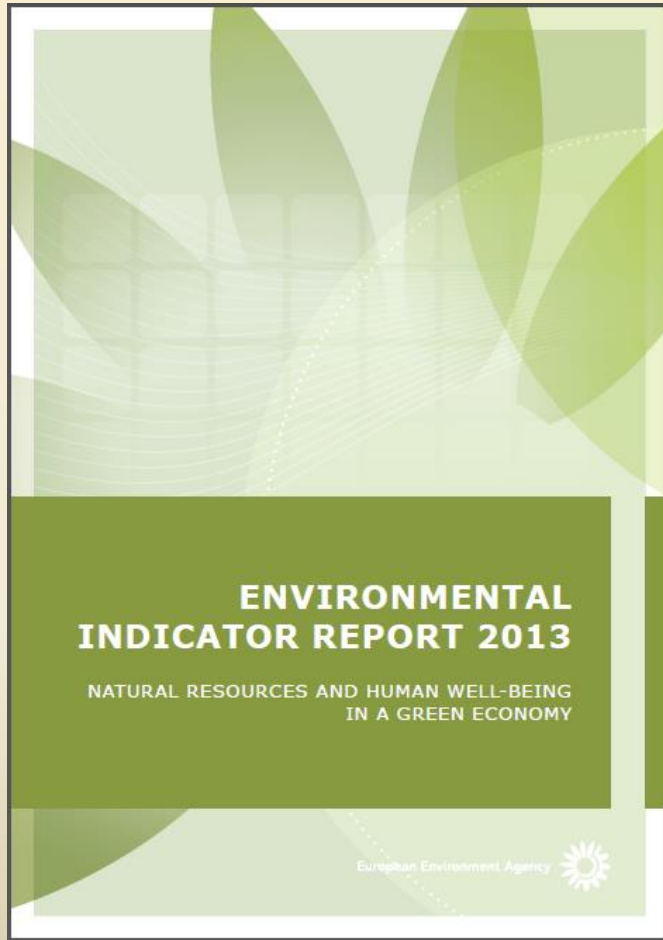
- Entered into force in January 2014
- Provides a framework which will guide European environment policy until 2020
- Two out of its nine priority objectives directly relate to the use and management of resources:
 - ‘to protect, conserve and enhance the Union’s natural capital’ and
 - **‘to turn the Union into a resource-efficient, green, and competitive low-carbon economy’**

NB: also note: “to safeguard the Union's citizens from environment-related pressures and risks to health and wellbeing”



2013 Environmental Indicator Report

Natural resources and human well-being in a green economy



Analysis of the links between resource use and human well-being, taking as the entry points basic human needs:

- food
- energy
- water
- housing

7th Environment Action Programme /2

A long-term vision for the European Union:

“In 2050, we live well, within the planet’s ecological limits. Our prosperity and healthy environment stem from an innovative, circular economy where nothing is wasted and where natural resources are managed sustainably, and biodiversity is protected, valued and restored in ways that enhance our society’s resilience. Our low-carbon growth has long been decoupled from resource use, setting the pace for a safe and sustainable global society.”

<http://ec.europa.eu/environment/newprg/>

7th Environment Action Programme /3

- *There is 'significant scope for reducing GHG emissions and enhancing energy and resource efficiency in the EU'*
- *EU to '...strive towards an absolute decoupling of economic growth and environmental degradation'*
- *'Progress towards meeting the objectives of the 7th EAP should be monitored, assessed and evaluated on the basis of agreed indicators'.*
- *Need to 'identify policy gaps where additional targets may be required'.*

Resource Efficiency Scoreboard

- Launched in December 2013
- Hosted by Eurostat
- Twenty nine indicators (at the moment...)
 - a lead indicator on resources (DMC-based)
 - dashboard of indicators on land, water and carbon; and
 - theme-specific indicators grouped under into 'Transforming the economy', 'Nature and ecosystems' and 'Key sectors'.

http://epp.eurostat.ec.europa.eu/portal/page/portal/europe_2020_indicators/ree_scoreboard



Resource Efficiency Scoreboard

[Register](#) | [Links](#) | [Contact](#) | [Important legal notice](#) | English (en)

European Commission
eurostat Your key to European statistics

European Commission > Eurostat > Europe 2020 indicators > Flagship initiative: Resource efficient Europe

[Home](#) | [Statistics](#) | [Publications](#) | [About Eurostat](#) | [User support](#)

Europe 2020 indicators

- ▼ **Headline indicators**
 - Targets
 - Context
 - Main tables
 - Publications
 - Links
- ▶ **Statistics illustrated**
- Flagship initiative: Resource efficient Europe**
- ▼ **Europe**
 - Context
 - Main tables
 - Methodological note
 - Links

Resource Efficiency Scoreboard

The Resource Efficiency Scoreboard presents indicators covering themes and subthemes of the Roadmap to a Resource Efficient Europe. The scoreboard aims to monitor the implementation of the roadmap, to communicate the link between resources and economy and to engage stakeholders. Indicators are arranged in three groups – lead, dashboard and theme-specific indicators.

For several indicators it is more meaningful to view the data at country level rather than at EU-28 level. The scoreboard by default presents the data for Belgium, the first country in the Member States list (sorted in protocol order). Data for the EU and other Member States can be selected from the country list.

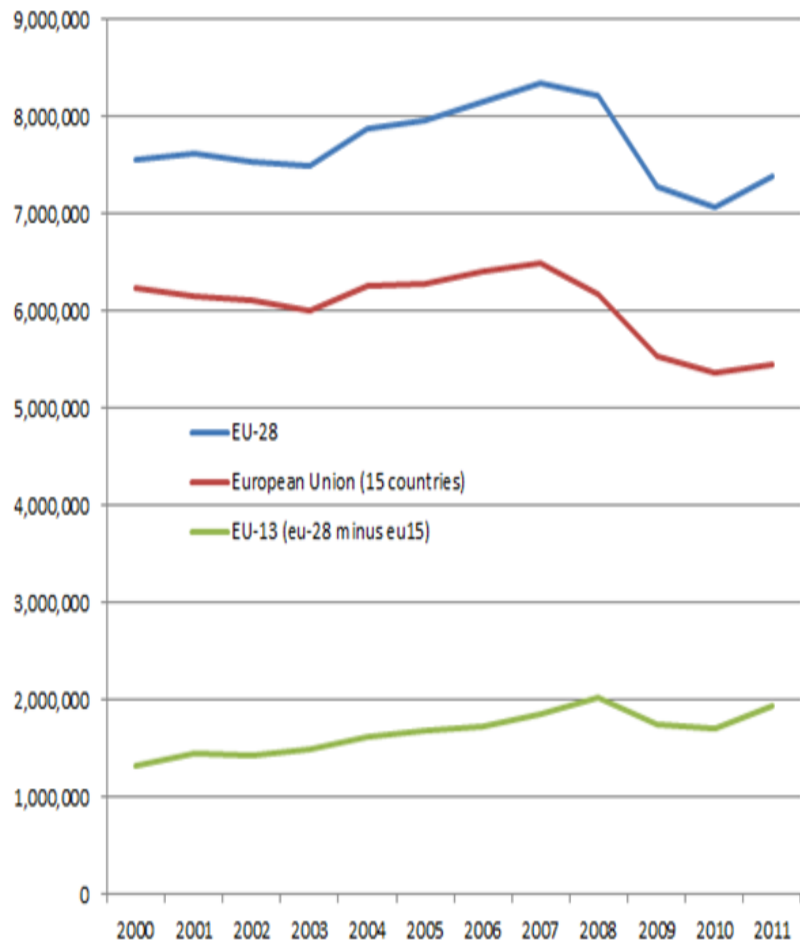
[Open the scoreboard in full screen](#)

Belgium	UNIT	REFERENCE PERIOD								
European Union (27 countries)		2000	2004	2006	2009	2010	2011	2012	2013	
LEAD INDICATOR										
EUR per kg		1.52	1.61	1.68	1.77	1.8	1.79	(:)	(:)	Eurostat
Tonnes		18.01	17.75	17.54	16.48	16.37	16.57	(:)	(:)	Eurostat
DASHBOARD INDICATORS										
Millions PPS per km ²		(:)	(:)	(:)	243.1	(:)	(:)	156.0	(:)	Eurostat
km ²		(:)	(:)	(:)	1227	(:)	(:)	2173	(:)	Eurostat
Water										
Water exploitation index ⁽²⁾	%	37.8	32.3	32.3	31.0	(:)	(:)	(:)	(:)	Eurostat
Water productivity ⁽²⁾	EUR per m3	37.2	46.3	48.3	50.9	(:)	(:)	(:)	(:)	EEA

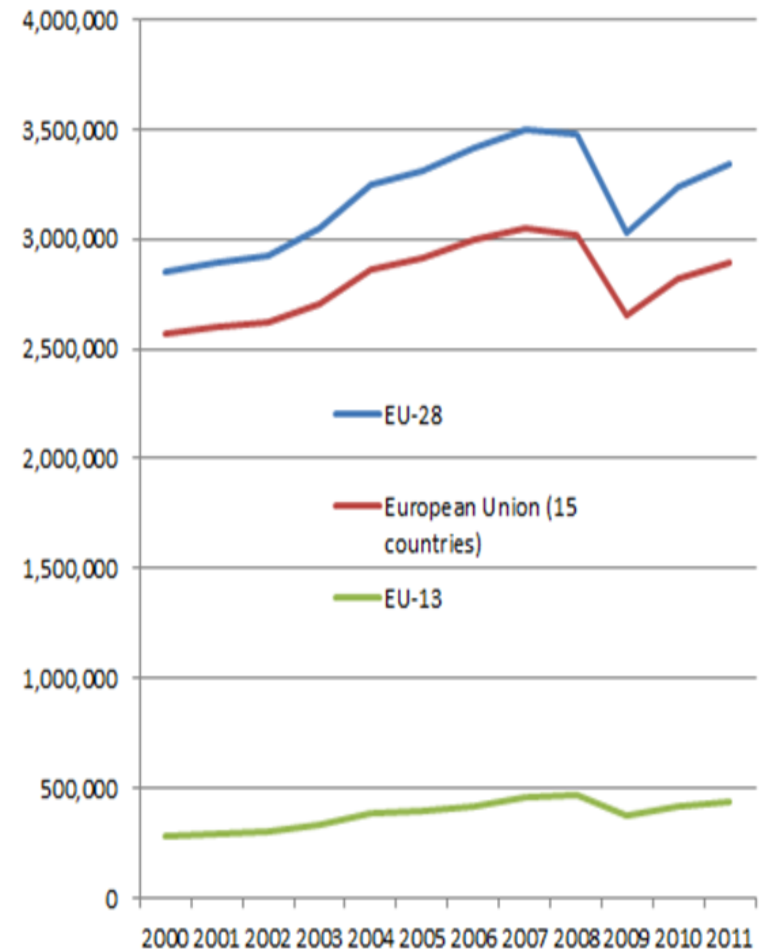


Trend in use (and imports) of resources 2000-2011

Total DMC 2000-2011



Imports 2000-2011

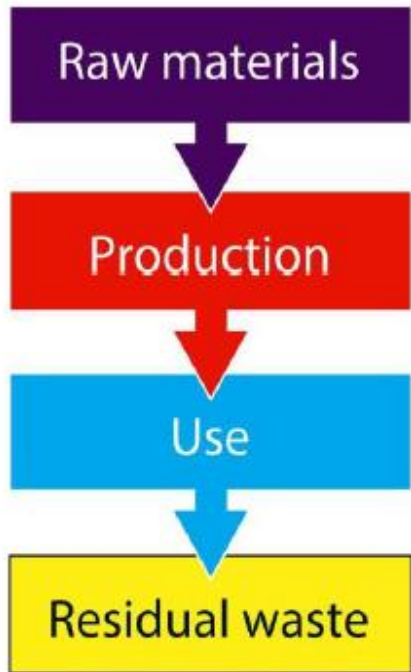


7th Environment Action Programme /4

- *developing measurement and benchmarking methodologies by 2015 for resource efficiency of land, carbon, water and material use and assessing the appropriateness of the inclusion of a lead indicator and target in the European Semester;*
- *targets for reducing the overall lifecycle environmental impact of consumption will be set, in particular in the food, housing and mobility sectors*
- *move towards a lifecycle-driven 'circular' economy, with a cascading use of resources and residual waste that is close to zero.*

Linear or circular economy?

Linear economy



Economy with feedback loops

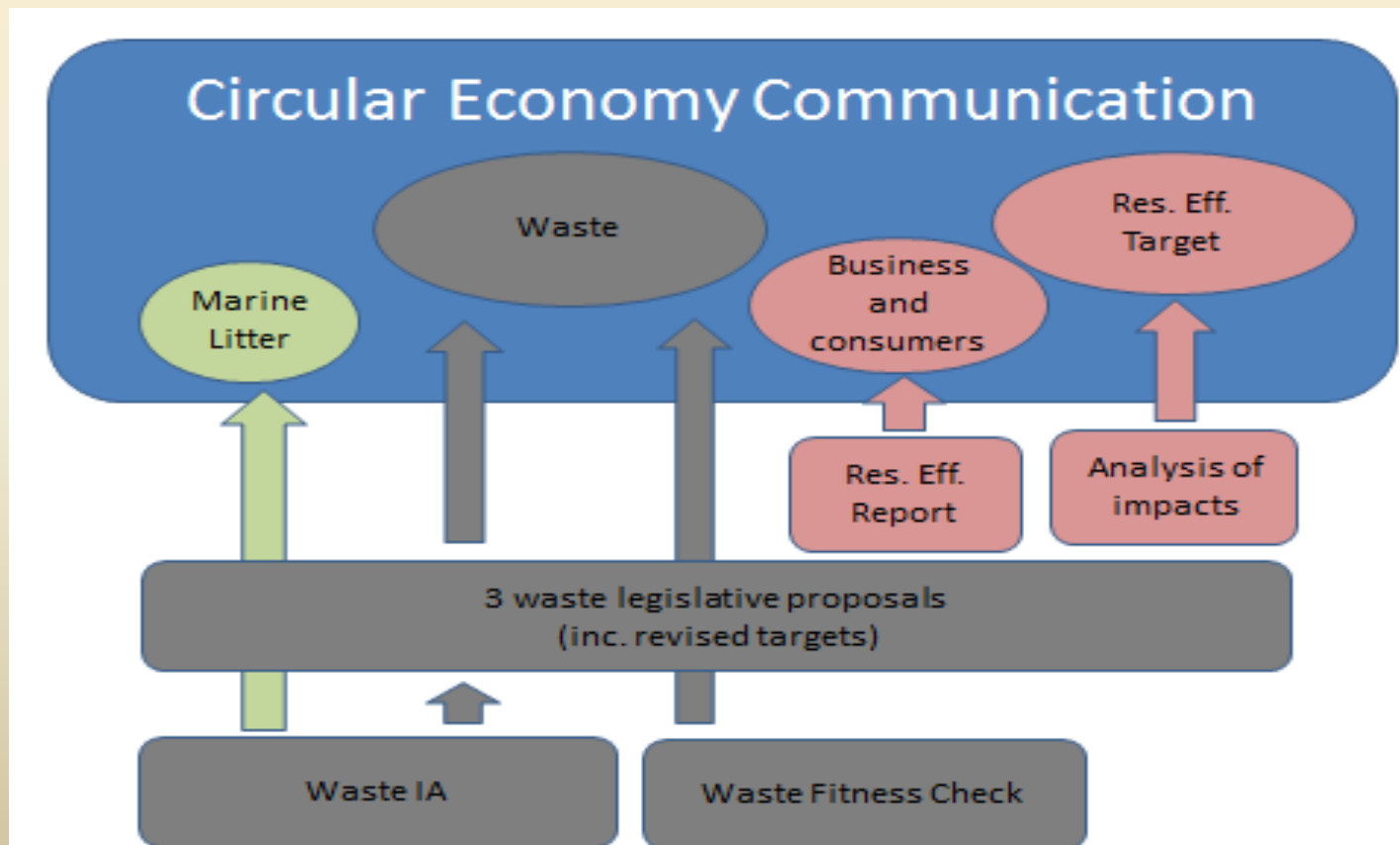


Circular economy



Communication on Circular Economy

- Publication expected before the summer
- Will complement the RE Roadmap
- Fairly strong focus on waste
- Concrete targets on resource efficiency and waste



2014 Resource Efficiency and Waste Package

- **Waste policy and targets review**
 - Review of the targets of the Waste Framework Directive, the Landfill Directive and the Packaging Directive;
 - Fitness check of five directives dealing with separate waste streams;
 - Follow-up to the Green Paper on Plastic Waste.
- **Resource efficiency indicators (including Raw Material Consumption?) and target setting**
- **Incentives to business and consumers**
- ↔ **European Resource Efficiency Platform:** Final report and recommendations (31 March 2014)

European Resource Efficiency Platform

- Advisory body set up in 2012
- Over thirty high-level members
- Provide guidance to the European Commission, Member States and private actors on the transition to a more resource-efficient economy
- A 'manifesto' published in December 2012
- Two sets of recommendations – June 2013 and March 2014

http://ec.europa.eu/environment/resource_efficiency/re_platform/index_en.htm

[http://europa.eu/rapid/press-release MEMO-12-989_en.htm](http://europa.eu/rapid/press-release_MEMO-12-989_en.htm)

EREP Recommendations under discussion

– for approval at plenary meeting on 31 March 2014

- Promoting new, resource efficient business models
- Boosting Extended Producer Responsibility
- Enabling consumers to make more sustainable choices
- Developing employment and skills
- Financing to enable the transition
- Speeding up the development and use of indicators

+ discussions on target setting



2014: Other related initiatives

- **EC Communications on:**
 - Job creation in the green economy
 - SMEs and green entrepreneurship
 - Sustainable buildings
 - Sustainable food
 - Rio+20 follow-up
- **Events:**
 - "Let's Clean up Europe" Day: 10 May 2014
 - Green week on the circular economy (3-5 June 2014)

Key EU Institutional dates in 2014

- **22-25 May 2014:** Elections to the European Parliament
- **By November 2014:** nomination of new Commissioners



Useful links for forward looking policy overview:

- http://ec.europa.eu/resource-efficient-europe/index_en.htm
- http://ec.europa.eu/atwork/key-documents/index_en.htm
- http://ec.europa.eu/governance/impact/planned_ia/roadmaps_2014_en.htm#ENV
- http://ec.europa.eu/atwork/pdf/forward_programming_2014.pdf

Thank you!