

The "More From Less" report



Officially launched **9 June** at the Environment for Europe ministerial conference in Batumi


Main goal of this work is to **encourage and support exchange of information** and sharing of good practice within Eionet

In addition to the report, **32 country profiles**, self-assessments prepared by countries



32 detailed country profiles

EEA Report No 10/2016



This report presents an overview of approaches to material resource efficiency and to circular economy in thirty two European countries. It explores similarities and differences in national policy responses, with respect to policy objectives, priority resources and sectors, driving forces, targets and indicators, and the institutional setup. The report also reviews the EU policy framework for resource efficiency and analyses trends in material use and resource productivity between 2000 and 2014. Finally, it includes a number of considerations for the development of future policies on material resource efficiency and the circular economy. The analysis is richly illustrated with some sixty examples of countries' policy initiatives, described in more detail in the 32 country profiles published alongside the main report.

Content

-  More From Less - material resource efficiency in Europe.pdf [7.1 MB]
- Albania - material resource efficiency [1.1 MB]
- Austria - material resource efficiency [1.4 MB]
- Belgium - material resource efficiency [2.3 MB]
- Bulgaria - material resource efficiency [1.4 MB]
- Croatia - material resource efficiency [1.4 MB]
- Czech Republic - material resource efficiency [1.4 MB]
- Denmark - material resource efficiency [1.4 MB]
- Estonia - material resource efficiency [1.4 MB]
- Finland - material resource efficiency [1.5 MB]
- France - material resource efficiency [1.5 MB]
- Germany - material resource efficiency [1.4 MB]
- Hungary - material resource efficiency [1.5 MB]
- Iceland - material resource efficiency [1.1 MB]
- Ireland - material resource efficiency [1.4 MB]
- Italy - material resource efficiency [1.3 MB]
- Kosovo - material resource efficiency [1.1 MB]
- Latvia - material resource efficiency [1.4 MB]
- Liechtenstein - material resource efficiency [1.1 MB]
- Lithuania - material resource efficiency [1.3 MB]

Topics covered

PART I MATERIAL RESOURCE EFFICIENCY IN THE EUROPEAN UNION	20
1 Material resource efficiency policies in the European Union	21
2 Trends in the use of material resources and resource productivity in Europe, 2000-2014.....	32
PART II MATERIAL RESOURCE EFFICIENCY POLICIES AT THE COUNTRY LEVEL.....	41
3 National strategies or action plans for material resource efficiency and policy objectives.....	42
4 Scope of material resource efficiency	51
5 The driving forces of material resource efficiency	54
6 Priority material resources, industries and consumption categories.....	60
7 Closing material loops in a circular economy	68
8 Policy instruments and examples of good practice	76
9 Targets for material resource efficiency	82
10 Indicators to monitor material use and resource efficiency	92
11 Institutional set-up and stakeholder involvement.....	97
PART III THE ROAD AHEAD	104
12 Countries' reflections on the future direction of material resource efficiency policies and support mechanisms.....	105
13 Final thoughts on policy development and implementation	111



Annex 8 – details of reported targets

Annex 8 Targets for material resource efficiency reported by countries

The table below shows the targets reported by countries. Listed are those targets that have a quantified objective and a deadline by which to achieve it. While some countries reported on energy targets

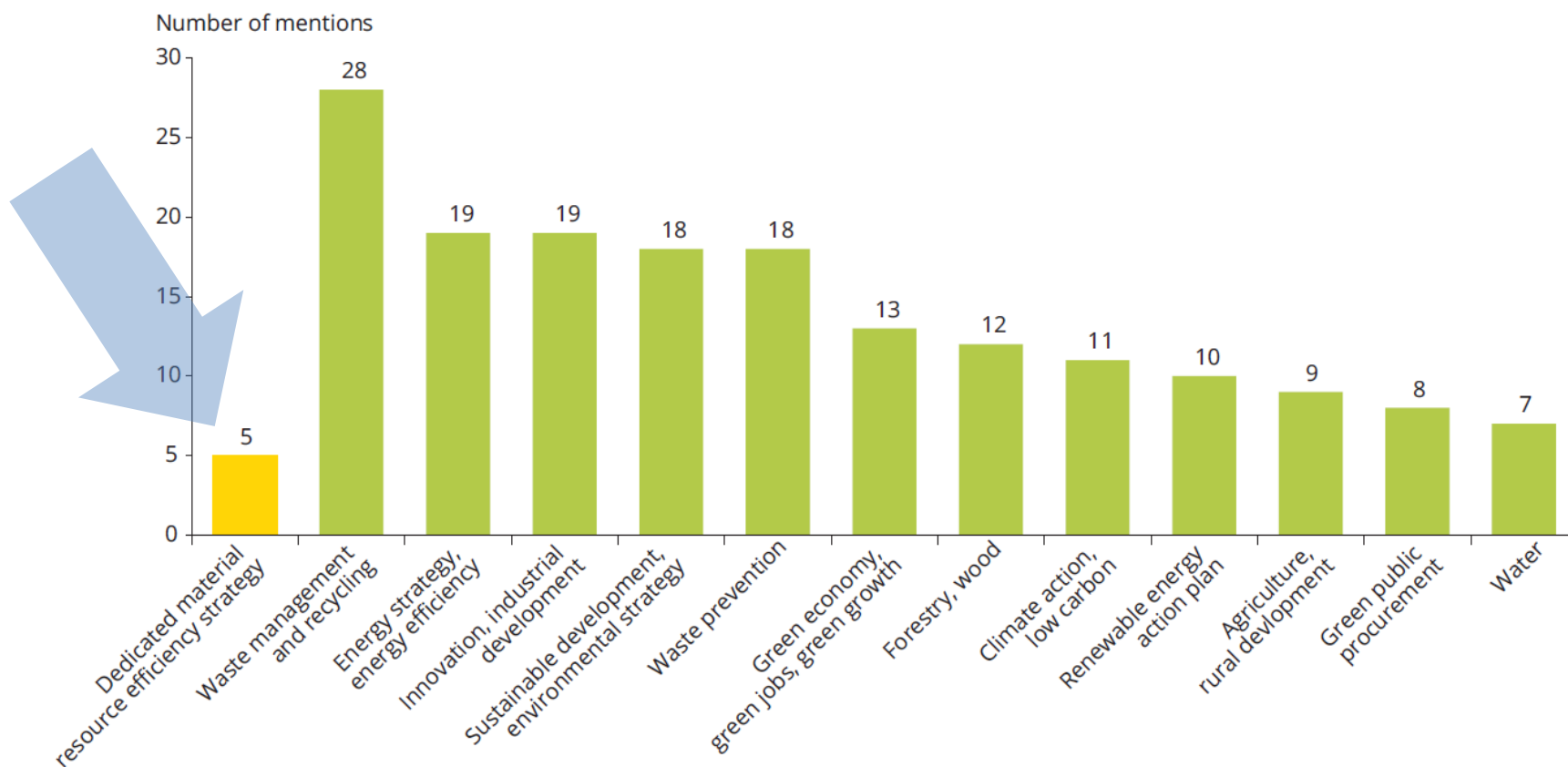
— particularly those that include energy in the scope of material resource efficiency because of the link to fossil materials — others did not because they consider energy policy as a separate field.

Country	Targets reported in the country profiles
Economy-wide resource productivity (9 countries, reporting 9 targets)	
Austria	<ul style="list-style-type: none"> Increase resource efficiency (gross domestic product related to domestic material consumption — GDP/DMC) by 50 % by 2020 compared to 2008, and work towards a four- to ten-fold increase in efficiency by 2050
Estonia	<ul style="list-style-type: none"> Increase resource productivity (GDP/DMC) by 10 % during the period 2015–2019 (EUR 460/tonne)
France	<ul style="list-style-type: none"> increase resource productivity (GDP/DMC) by 30 % between 2010 and 2030 (as well as reducing DMC/person over the same period)
Germany	<ul style="list-style-type: none"> Double abiotic material productivity (GDP/DMC) over the period 1994–2020
Hungary	<ul style="list-style-type: none"> Reduce material intensity (DMC/GDP) to 80 % of the 2007 level by 2020
Latvia	<ul style="list-style-type: none"> Increase resource productivity (GDP/DMC) to EUR 710/tonne in 2030, with intermediate targets of EUR 540/tonne in 2017 and EUR 600/tonne in 2020
Poland	<ul style="list-style-type: none"> Increase resource productivity (GDP/DMC) with a measurable target for 2015 of EUR 450/tonne and for 2020 of EUR 500/tonne
Portugal	<ul style="list-style-type: none"> Increase the productivity of materials (GDP/DMC) from EUR 1 140/tonne of materials consumed in 2013 to 1 170 in 2020 and 1 720 in 2030
Slovenia	<ul style="list-style-type: none"> Increase overall resource productivity (GDP/DMC) to EUR 1 500/tonne by 2023, from 1 070 in 2011
Waste (25 countries, reporting 124 targets)	
Belgium	<ul style="list-style-type: none"> Cap household waste at 560 kg/person by 2010 (Flanders) Limit residual household waste to less than 150 kg/person by 2010 (Flanders) From 2015, no recyclable waste or waste that can be incinerated coming from households and industry is to be sent to landfill as long as there is enough regional incineration capacity (Flanders) Reduce food waste by 15 % by 2020 and 30 % by 2025 (Flanders)
Bulgaria	<ul style="list-style-type: none"> Achieve separate collection and recycling of more than 70 % of household biowaste by 2025 Achieve separate collection and recycling of more than 50 % of household waste paper, metal, plastic and glass by 2020 Recycle and recover more than 70 % of total construction and demolition waste (by weight) by 2020
Croatia	<ul style="list-style-type: none"> Reduce the final disposal of waste as well as the amount of hazardous waste generated by 20 % by 2010 compared to 2000

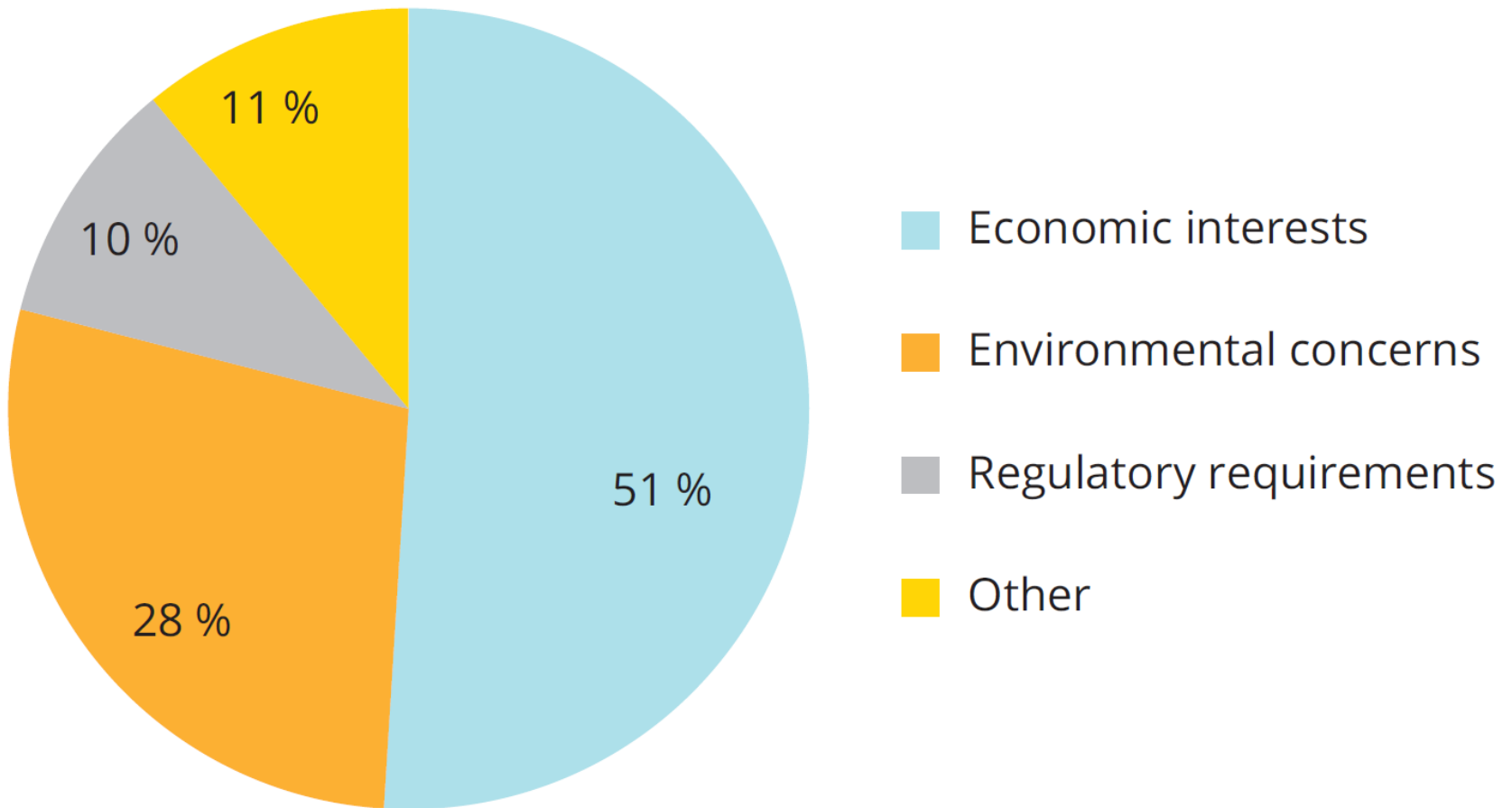


Policies and strategies mentioned

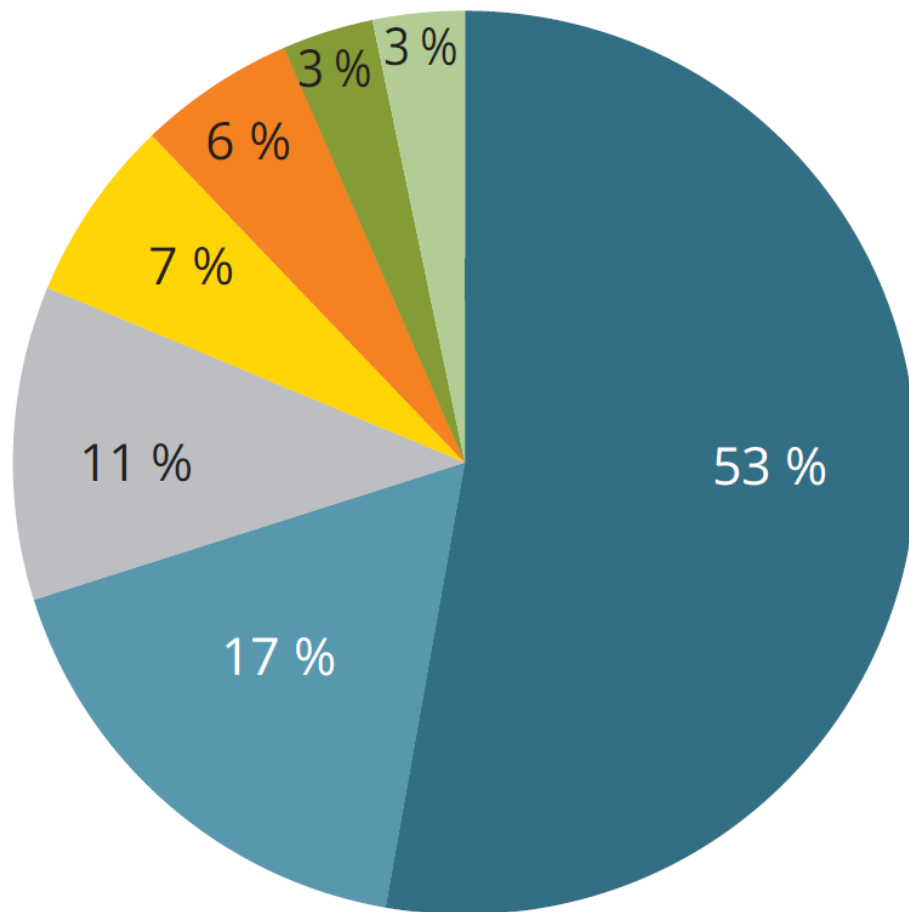
Figure 3.1 Overview of policies and strategies addressing material resource efficiency among various topics (*) (seven or more mentions)



Reported drivers for resource efficiency



Reported circular economy initiatives

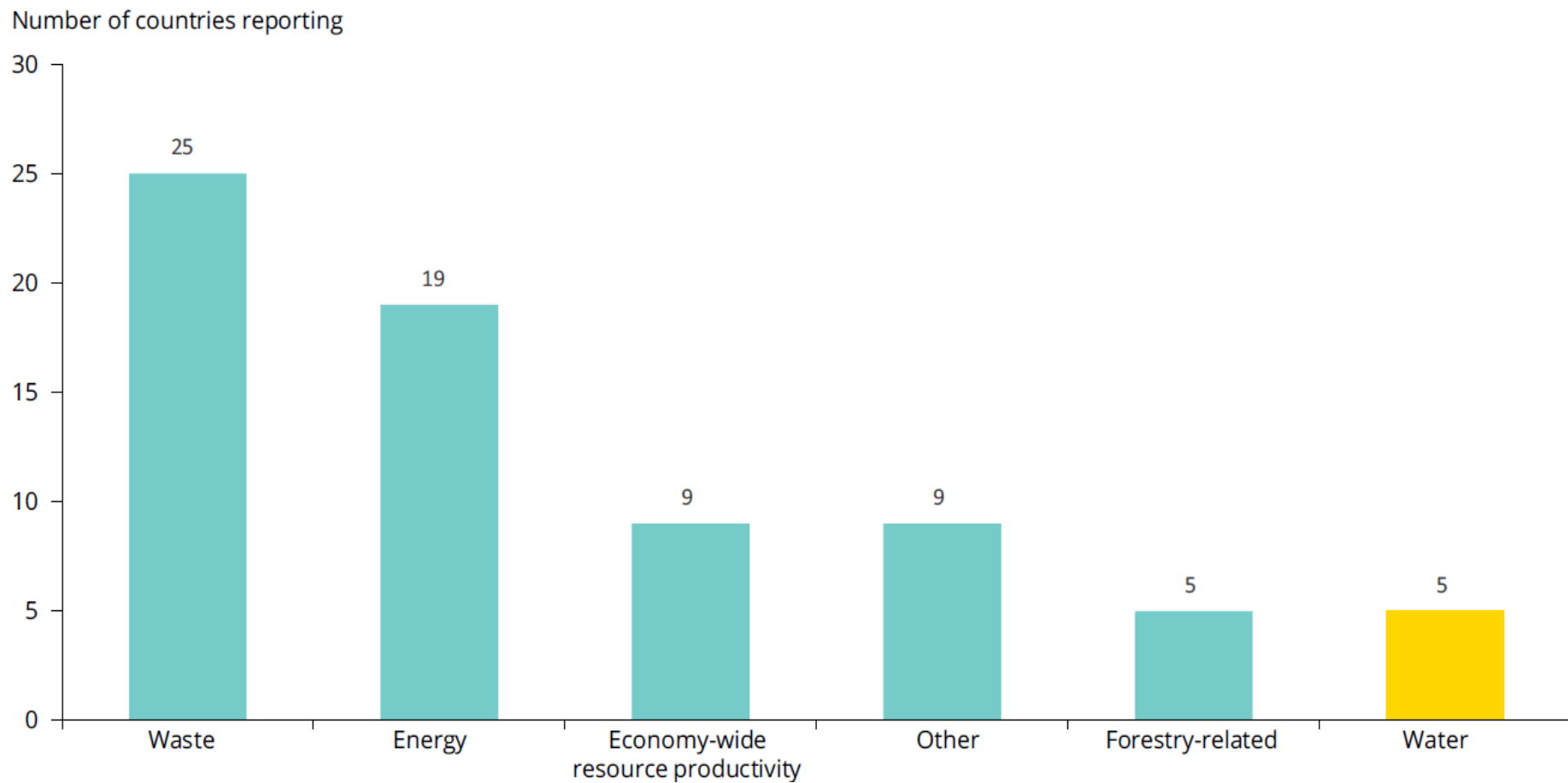


- Waste management (including recycling)
- Waste prevention
- Production and distribution
- Consumption and stock
- Design
- Extraction of natural resources
- Reuse, repair, redistribute, refurbish, remanufacture



Targets for resource efficiency / 1

Figure 9.1 Number of countries reporting on targets, by type of target



Targets for resource efficiency /2

Nine countries have adopted targets for national material resource efficiency: Austria, Estonia, France, Germany, Hungary, Latvia, Poland, Portugal and Slovenia.

In most cases, these targets are based on gross domestic product relative to domestic material consumption (GDP/DMC), the EU's lead resource productivity indicator.

Meanwhile, the EU itself does not have a target for material resource efficiency

The formulation of appropriate objectives and targets is clearly a challenge, at both the EU and national levels.

Targets for resource efficiency /3

The two areas for which targets are common are waste and energy. This is clearly driven by EU regulations

Very few targets have been adopted at the level of individual economic sectors

An increasing number of material resource efficiency initiatives, accompanied by targets, are being introduced in the public sector and by local governments within their areas of competence.

Examples include reducing energy consumption in public administration, reducing the use of paper, and increasing the use of sustainable transport.

