



WFD Reporting: Lessons learned and the way forward

**Jacques Delsalle, European Commission
DG Environment, Unit C1 Water
2013 Freshwater Eionet Workshop
19/20 September 2013, Copenhagen**



2012 Blueprint to safeguard Europe's water resources: Knowledge needs

Not only compliance checking...

Build the business case for investment in measures that will deliver water policy objectives or impact water resources.

- **Costs of inaction, scenarios, vulnerability assessments**
- **Costs and benefits measures**
- **Integration funding instruments / sectoral policies**
- **Link to macro-economic policy**

At all levels!

- **European Union, Member State, River Basin, Region, sector, etc.**

Link to Europe 2020 and Impact Assessment Processes

Lessons learned from WFD reporting and follow-up

Background

- **Report on "Lessons learned from WFD reporting" discussed at Working Group D and SCG meetings**

Short term

- **Limited and focused review of Guidance #21 on Reporting by end 2013**
- **A core drafting group within WG-DIS working on this between June and October 2013**

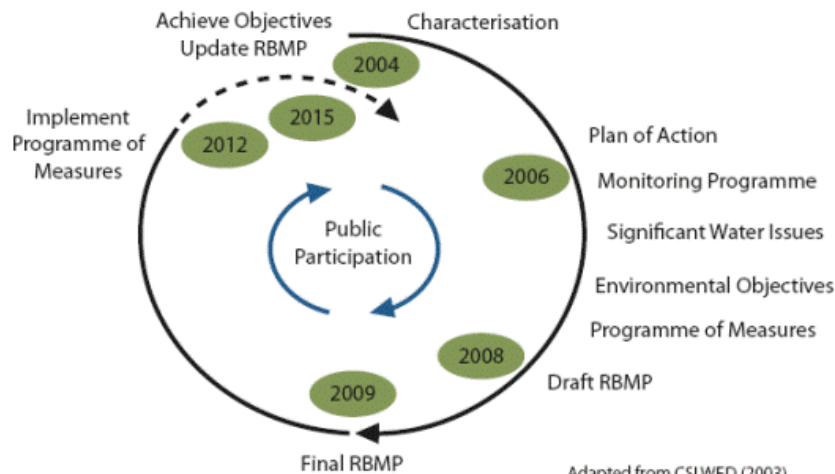
Medium long term

- **SIIF / WISE 2.0**

Key issues

Define the output

Figure 1: The river basin planning process



Adapted from CSIWFD (2003)
Best practices in river basin planning,
guidance on the planning process

- **Define output (i.e. tables & maps) in advance to adjust reporting requirements to assessment templates.**
- **Other needs than compliance checking:**
 - Support EU policy and funding instruments, impact assessments, in-depth assessments, etc.
 - Information exchange / benchmarking between River Basins or Member States

Key issues

Define the output
Scale of reporting

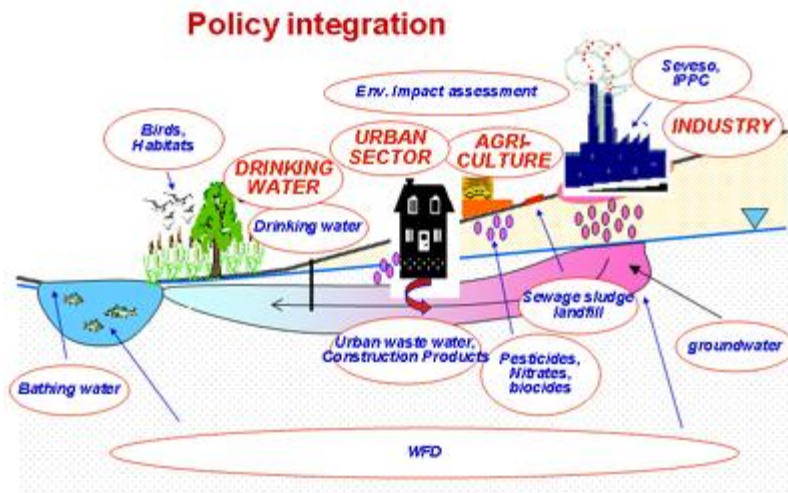


- **Full support to DPSIR analysis**
- **Understand significance of pressures, identify action areas and necessary measures on a European scale**
- **Geographical scale: water bodies vs. RBD or sub-units?**
- **Ecological & Chemical status vs. specific parameters**

Key issues

Define the output
Scale of reporting
Measures integration

- **Need to better understand basic/supplementary measures and interaction between directives**
- **Necessary step for further effective streamlining of reporting with other directives**
- **Important to improve information on costs and benefits**



Key issues

Define the output

Scale of reporting

Measures integration

Use available data

- **Make full use of information already reported**

user interface Common Data Repository & WFD master database

Detailed table of contents "pdf" RBMP reports.

- **Integrate outcome of WG discussions on methodologies (status, objectives, assessment measures)**



Key issues

Define the output

Scale of reporting

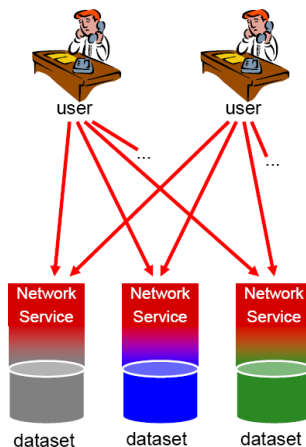
Measures integration

Use available data

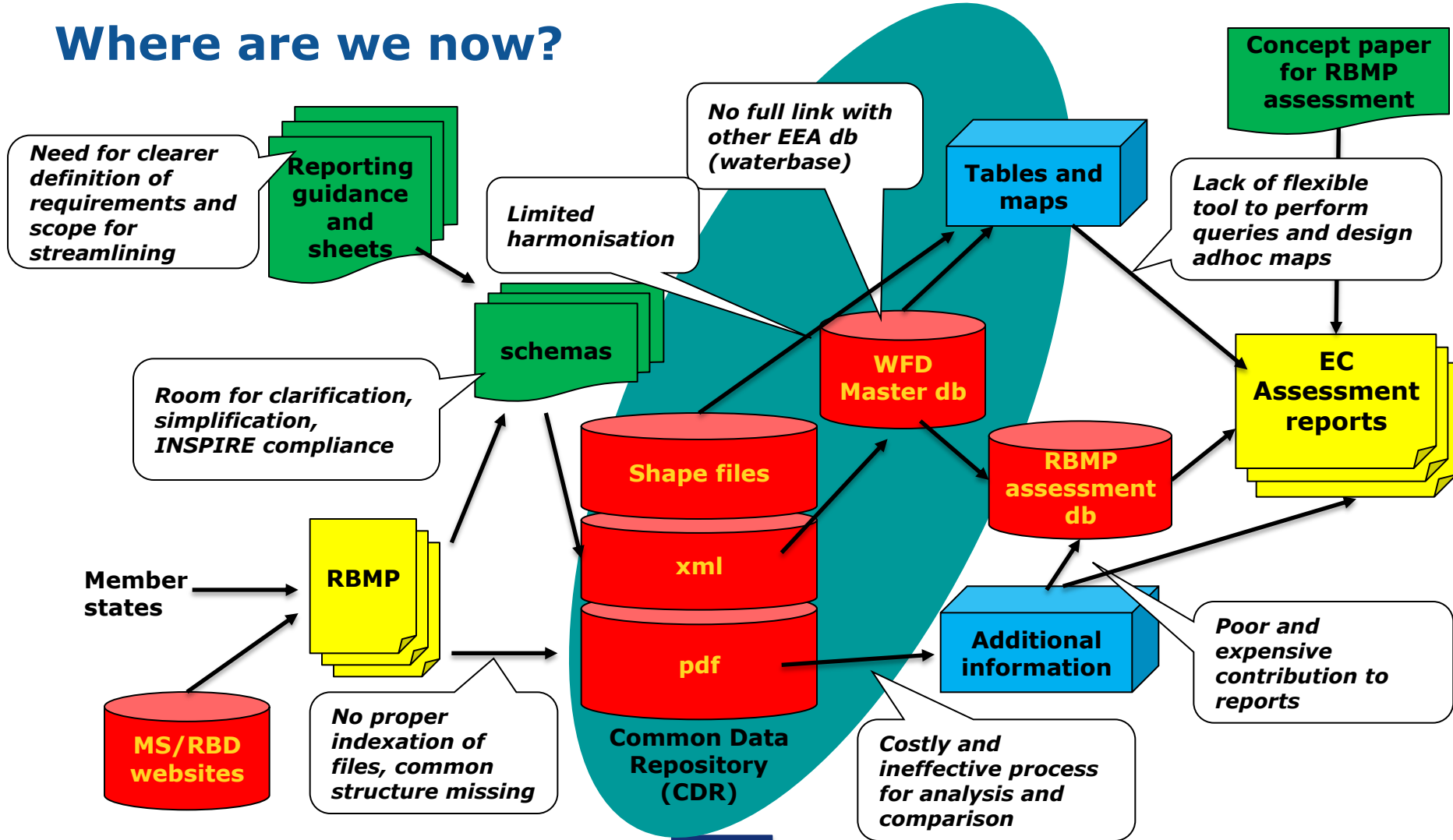
Medium term perspective

2014: Paving the way for future "reporting" strategy

- **Study to be launched: assessment feasibility in a sample of Member States / River basins**
- **Consistent approach with SIIF (learn from UWWTD pilot)**
- **INSPIRE specifications to be approved**
- **Similar process at EUROSTAT for water statistics and accounts**



Where are we now?



Short term revision guidance reporting for 2nd RBMP

A short term perspective for a revised reporting strategy for the 2nd RBMPs which will entail the revision of the guidance on reporting and the adaptation of task sheets.

*The purpose of this **revision** is to adapt the **reporting tools by December 2013**, on the basis of the lessons learned from the reporting of the first RBMPs and covering INSPIRE requirements.*

Reduce content and workload for both MS and COM, strengthen focus on products, ensure comparability throughout MS and develop indicators and common understanding on definitions (dictionary, glossary)

principles for the revision of reporting schemes

as agreed by Water Directors in Dublin in May 2013:

- *To clearly define the requirements, **specifying exactly the data and information needed to be reported, on the basis of the requirements of the WFD and additional agreements approved by the water directors.***
- *To explore possibilities for additional information **based on an identification of the outputs linked to compliance checking, EU-wide assessments and benchmarking (see section 2.1 above)***
- *To keep the main lines of reporting to be able to keep track of the progress.*
- ***To simplify the schemas as much as possible.***
- ***The limit and focus the changes made to the reporting sheets***
- ***To harmonize the reporting scales.***

Medium-long term perspective (WISE 2.0 / SIIF)

- **A long term perspective to evolve from reporting towards information sharing between Member States and the Commission from 2015 on, to be implemented in the 3rd cycle RBMPs.**
- **This implies upgrading WISE into an interoperable information system, taking account of the Commission's plans for an Information Platform for Chemical Monitoring (IPChem) and learning from the pilot exercise on the Structured Information and Implementation Framework (SIIF) for the urban wastewater directive.**

What do we want to get out?

- **A distributed / decentralised—how and when do we get it? (need for tools such as reference datasets, ...)**
- **Define User Needs / products first**
- **Improve processes (reduce time needed to process reported information, increase cost-effectiveness, clarify the roles of all actors)**
- **An integrated data model for fresh, coastal and marine waters (DPSIR driven)**

All this should be translated into a renewed WISE vision and a timeline for stepwise implementation in three phases (2015, 2018, 2025)

- Reference
- Compliance
- Solution
- Governance
- Env. assessments
- Internal

User perspective:
3 main categories of products:

Multidim. databases



Interactive maps

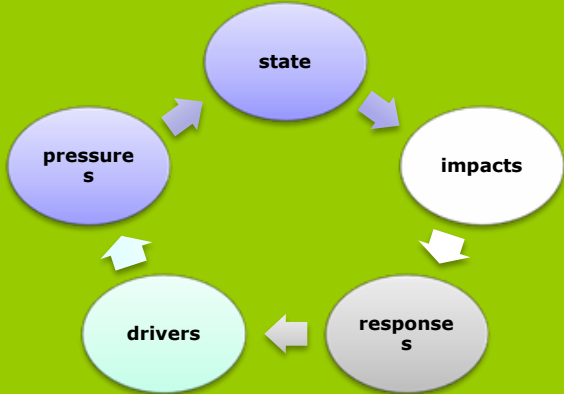


Guidance, wikis, etc.



WISE

Common ontology across DPSIR framework and policy cycle



```

    graph TD
      drivers((drivers)) --> state((state))
      state --> impacts((impacts))
      impacts --> responses((responses))
      responses --> drivers
  
```

Focus on EU added value products:

Support to EU policy implementation
 EU (impact) assessments
 Benchmarking tools
 Best-practices exchanges
 Capacity building

Provider perspective

Reporting under EU Directives:
 Water
 Marine
 Others!

SoE

National/River basin information platforms

Other data centres

ESTAT

Deliverables research projects

EU studies, etc.