







1. 1. Before the workshop Was the information about the workshop received in good time?

	Response Percent	Response Count
poor 	10.0%	1
satisfactory 	30.0%	3
good 	50.0%	5
excellent 	10.0%	1
	<i>answered question</i>	10
	<i>skipped question</i>	0

2. 2.1 How did you find the workshop overall?

	Response Percent	Response Count
poor 	12.5%	1
satisfactory 	12.5%	1
good 	62.5%	5
excellent 	12.5%	1
	<i>answered question</i>	8
	<i>skipped question</i>	2

3. 2.2 Agenda and Objectives

	poor	satisfactory	good	excellent	Response Count
2.2.1 In general, do you consider the objectives and agenda of the workshop clear?	11.1% (1)	33.3% (3)	44.4% (4)	11.1% (1)	9
2.2.2 Do you consider the background materials useful?	22.2% (2)	11.1% (1)	55.6% (5)	11.1% (1)	9
2.2.3 Is the right mix of topics covered by the workshop?	0.0% (0)	44.4% (4)	44.4% (4)	11.1% (1)	9
	<i>answered question</i>				9
	<i>skipped question</i>				1

4. 3. Workshop contents and programme

	poor	satisfactory	good	excellent	Response Count
3.1. General relevance of the agenda items	12.5% (1)	0.0% (0)	62.5% (5)	25.0% (2)	8
3.2 Applicability in your day-to-day work	12.5% (1)	25.0% (2)	50.0% (4)	12.5% (1)	8
3.3 Balance of content between EEA and country issues	0.0% (0)	50.0% (4)	37.5% (3)	12.5% (1)	8
	<i>answered question</i>				8
	<i>skipped question</i>				2

5. 4. Organisational Aspects

	poor	satisfactory	good	excellent	Response Count
4.1 Travel arrangements prior to workshop	0.0% (0)	0.0% (0)	50.0% (3)	50.0% (3)	6
4.2 Secretariat support	0.0% (0)	14.3% (1)	14.3% (1)	71.4% (5)	7
4.3 Working conditions during this workshop (conference room facilities, equipment, etc.)	0.0% (0)	0.0% (0)	50.0% (4)	50.0% (4)	8
4.4 Convenience of the location	0.0% (0)	0.0% (0)	25.0% (2)	75.0% (6)	8
				answered question	8
				skipped question	2

6. 5. Time Allocation

	too short	fine	too long	Response Count	
5.1 Length of Eionet workshop	0.0% (0)	100.0% (9)	0.0% (0)	9	
5.2 Length of time allocated to discussions and Q&A	0.0% (0)	100.0% (8)	0.0% (0)	8	
5.3 Length of time allocated to country level experiences	25.0% (2)	75.0% (6)	0.0% (0)	8	
5.4 Length of lunch breaks	12.5% (1)	75.0% (6)	12.5% (1)	8	
5.5 Length of coffee breaks	37.5% (3)	62.5% (5)	0.0% (0)	8	
5.6 Time for networking	37.5% (3)	62.5% (5)	0.0% (0)	8	
				answered question	9
				skipped question	1

7. 6. The most positive aspect of this workshop

	Response Count
	6
	answered question
	6
	skipped question
	4



8. 7. Please cite the three most important issues which were dealt with during the workshop. How do these affect your day-to-day work?

	Response Count
	7
<i>answered question</i>	7
<i>skipped question</i>	3



9. 8. Are there existing networks that facilitate exchanges between countries after Eionet workshops?

	Response Count
	6
<i>answered question</i>	6
<i>skipped question</i>	4


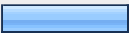
10. 9.1 Address additional topics

	Response Percent	Response Count
Yes 	83.3%	5
No 	16.7%	1
Please specify		5
<i>answered question</i>		6
<i>skipped question</i>		4



11. 9.2 Use of interactive discussion groups / breakout groups when possible

	Response Percent	Response Count
Yes 	87.5%	7
No 	12.5%	1
Comments		3
answered question		8
skipped question		2

12. 9.3 Make use of new information technologies for dealing with selected topics of Eionet interest

	Response Percent	Response Count
Yes 	80.0%	4
No 	20.0%	1
Please specify		2
answered question		5
skipped question		5

13. 10. How often do you think this workshop should take place?

	Response Percent	Response Count
Once a year 	60.0%	6
Less frequently	0.0%	0
More frequently 	40.0%	4
Other	0.0%	0
answered question		10
skipped question		0

14. 11. Any additional comments

	Response Count
	6
<i>answered question</i>	6
<i>skipped question</i>	4